



SEEMP Status Report No. 11

December 2023 to May 2024

CGL4703-CGP-SE-RPT-0067

Issued for Use

Revision 0

June 14, 2024

EXECUTIVE SUMMARY

On October 23, 2014, the British Columbia Environmental Assessment Office (BC EAO) issued an Environmental Assessment Certificate (EAC) for the Coastal GasLink Pipeline Project (the Project). The EAC was conditionally issued following the BC EAO's assessment of environmental, social, economic, heritage and health components deemed relevant to the Project.

The Project's EAC includes 33 conditions to address potential adverse effects, based on input from Indigenous groups, local communities and resource management agencies during the Environmental Assessment process. Condition #24 describes the requirement to develop a Socio-economic Effects Management Plan (SEEMP).

The SEEMP identifies the Project's approach to implementing mitigation measures during construction to avoid or reduce potential adverse socio-economic effects on regional and community infrastructure and services. These potential effects were presented in the Application for an EAC (the Application). The SEEMP also outlines a process for how the effectiveness of mitigation will be monitored and reported. The Project will use an Adaptive Management Process (outlined in Section 6.3 of the SEEMP) during situations where monitoring indicates unpredicted outcomes. Coastal GasLink has committed to preparing and filing semi-annual reports on SEEMP activities for the duration of construction activities.

During the eleventh SEEMP reporting period, December 2023 to May 2024 (the reporting period), Coastal GasLink continued to monitor and collaborate with potentially affected communities regarding various socio-economic components including emergency services, health care services, housing, road use and waste management. There were no observed effects attributable to Coastal GasLink on regional and community infrastructure and services that would change the predictions of the socio-economic assessment presented in the Application.

TABLE OF CONTENTS

1.0 INTRODUCTION..... 6

2.0 PROJECT OVERVIEW 7

2.1. Project Construction Update.....8

2.1.1. Coast GasLink East: Wilde Lake (west of Dawson Creek) to approximately Highway 279

2.1.2. Coastal GasLink Central: Highway 27 to the Coast Mountain Summit 10

2.1.3. Coastal GasLink West: Coast Mountain Summit to Kitimat..... 11

2.1.4. Facilities: Wilde Lake Compressor Station and Kitimat Meter Station 12

3.0 ENGAGEMENT13

3.1. Project Engagement 13

3.1.1. Contacts 14

4.0 POTENTIAL ADVERSE EFFECTS.....15

4.1. Economy: Contracts and Procurement Expenditures 15

4.1.1 Activities..... 15

4.1.2. Mitigation Effectiveness in the Reporting Period..... 16

4.2. Economy: Community Economic Resilience..... 16

4.2.1 Activities..... 17

4.2.2. Mitigation Effectiveness in the Reporting Period..... 17

4.3. Employment and Labour Force: Employment 18

4.3.1 Activities..... 18

4.3.2. Mitigation Effectiveness in the Reporting Period..... 18

4.4. Employment and Labour Force: Training Opportunities..... 19

4.4.1 Activities..... 19

4.4.2. Mitigation Effectiveness in the Reporting Period..... 20

4.5. Community Utilities and Services: Emergency Services 20

4.5.1 Activities..... 20

4.5.2. Mitigation Effectiveness in the Reporting Period..... 22

4.6. Community Utilities and Services: Health Care Services..... 22

4.6.1	Activities.....	22
4.6.2.	Project Effects on Local Health Care Services.....	24
4.6.3.	Mitigation Effectiveness in the Reporting Period.....	24
4.7.	Community Utilities and Services: Social Services.....	25
4.7.1.	Activities.....	25
4.7.2.	Mitigation Effectiveness in the Reporting Period.....	25
4.8.	Community Utilities and Services: Waste Management Facilities.....	25
4.8.1.	Activities.....	26
4.8.2.	Mitigation Effectiveness in the Reporting Period.....	26
4.9.	Community Utilities and Services: Recreational Facilities.....	27
4.9.1.	Activities.....	27
4.9.2.	Mitigation Effectiveness in the Reporting Period.....	28
4.10.	Community Utilities and Services: Education Services.....	28
4.10.1.	Activities.....	28
4.10.2.	Mitigation Effectiveness in the Reporting Period.....	28
4.11.	Community Utilities and Services: Government Services	28
4.11.1.	Activities.....	28
4.11.2.	Mitigation Effectiveness in the Reporting Period.....	29
4.12.	Community Utilities and Services: Housing and Commercial Accommodations	29
4.12.1.	Activities.....	29
4.12.2.	Mitigation Effectiveness in the Reporting Period.....	30
4.13.	Transportation Infrastructure and Services: Traffic.....	31
4.13.1.	Activities: Road Traffic	31
4.13.2.	Activities: Rail Traffic	31
4.13.3.	Activities: Air Traffic.....	31
4.13.4.	Mitigation Effectiveness in the Reporting Period.....	32
4.14.	Transportation Infrastructure and Services: Navigability of Waterways.....	32
4.14.1.	Activities.....	32
4.14.2.	Mitigation Effectiveness in the Reporting Period.....	32
5.0	SEEMP REGULATORY INSPECTIONS	33

6.0 ADAPTIVE MANAGEMENT34

7.0 CLOSING.....35

LIST OF APPENDICES

Appendix A: Socio-economic Topics Raised During SEEMP Engagement

Appendix B: SEEMP Mitigation Status Table

Appendix C: Diversity and Local Employment, October 2023 to April 2024

Appendix D: Updated Critical Safety Risks

Appendix E: Northern Health Letter (re June 16, 2023, Vehicle Incident)

Appendix F: Project Waste Volumes by Destination and Type, October 2023 to March 2024

Appendix G: Workforce Accommodations – Planned vs. Actual Peak Occupancies

LIST OF FIGURES

Figure 2-1: Coastal GasLink Pipeline Project Corridor – 2024 7

Figure 2-2: Coastal GasLink East 9

Figure 2-3: Coastal GasLink Central.....10

Figure 2-4: Coastal GasLink West.....11

LIST OF TABLES

Table 1-1: SEEMP Status Reports and Reporting Periods..... 6

Table 3-1: SEEMP Contacts.....14

Table 4-1: Indigenous and Local Subcontract Award Values to March 202416

Table 4-2: Work-Related Incidents Affecting Local Health Care Services.....24

Table 4-3: Workforce Accommodation Locations.....30

1.0 INTRODUCTION

Coastal GasLink’s Socio-economic Effects Management Plan (SEEMP) describes the plan for implementing mitigation to reduce potential adverse socio-economic effects during the Project’s construction phase. The SEEMP also describes the approach to monitoring and reporting mitigation effectiveness on community-level infrastructure and services.

As outlined in Section 7 of the SEEMP, Coastal GasLink submits semi-annual SEEMP status reports directly to the BC EAO, the Ministry of Municipal Affairs and SEEMP contacts. A final construction monitoring report will be submitted within two years after project construction is completed. SEEMP status reports are made publicly available on the Project’s website at CoastalGasLink.com.

This is the eleventh SEEMP status report. It describes SEEMP implementation from December 2023 through May 2024. Table 1-1 provides a summary of the Project’s SEEMP status reports.

Table 1-1: SEEMP Status Reports and Reporting Periods

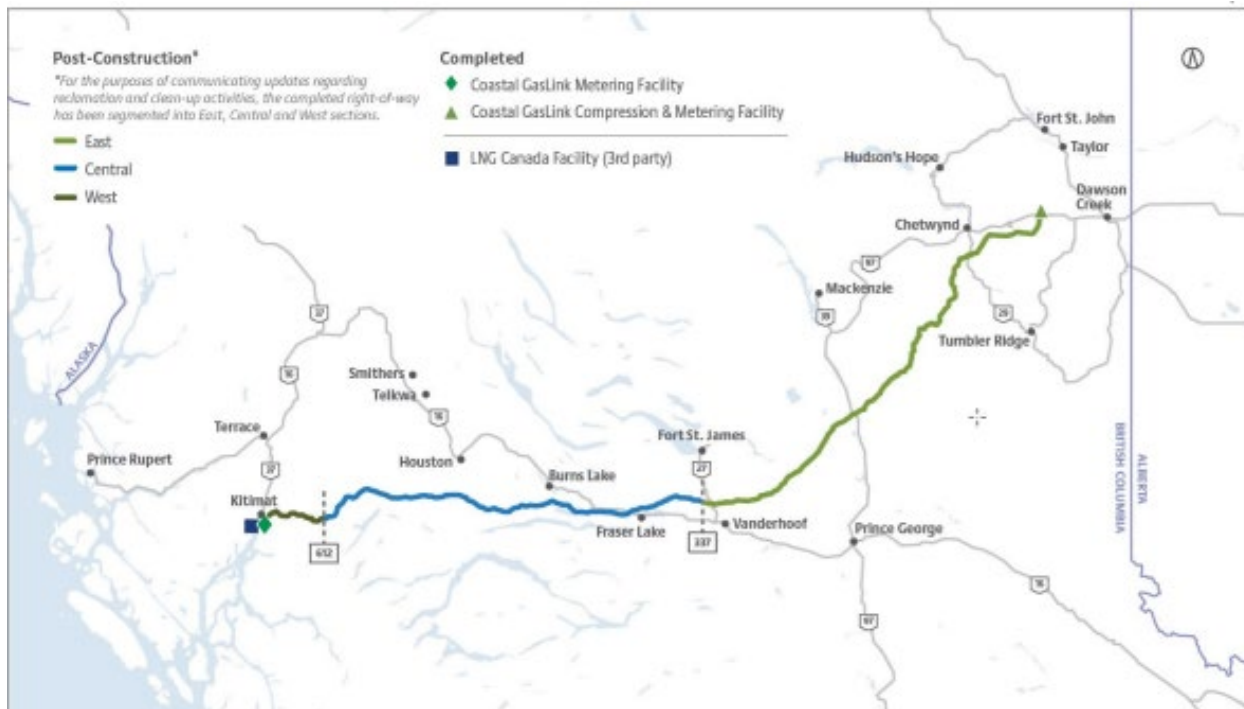
SEEMP Status Report No.	Reporting Period	Date of Issuance
1	December 2018 – June 2019	July 2019
2	July – November 2019	December 2019
3	December 2019 – May 2020	June 2020
4	June – November 2020	December 2020
5	December 2020 – May 2021	June 2021
6	June – November 2021	December 2021
7	December 2021 – May 2022	June 2022
8	June – November 2022	December 2022
9	December 2022 – May 2023	June 2023
10	June – November 2023	December 2023
11	December 2023 – May 2024	June 2024

2.0 PROJECT OVERVIEW

Coastal GasLink is a 670-km pipeline designed to transport natural gas from the Montney gas-producing region, starting near Dawson Creek, B.C. and extending to the LNG Canada facility in Kitimat, B.C. (see Figure 2-1). The pipeline will have an initial capacity of approximately 2.1 bcf/d, with the potential to increase transportation capacity to allow delivery of up to approximately 5 bcf/d.

On October 2, 2018, TransCanada Corporation, now TC Energy Corporation (TC Energy), announced that it would proceed with construction of Coastal GasLink after a decision to sanction the LNG Canada liquefied natural gas facility in Kitimat was announced by the joint venture participants of LNG Canada. Construction activities began on Coastal GasLink in December 2018. Mechanical completion of the pipeline and two facilities, the Wilde Lake Compressor Station and the Kitimat Meter Station, was achieved in November 2023. Natural gas was introduced into the pipeline in December 2023. The gas volume is being maintained at operational pressure levels to ensure pipeline integrity, with 24/7 monitoring from TC Energy's control centres in Alberta. Reclamation work along the pipeline right-of-way is scheduled to continue through 2024.

Figure 2-1: Coastal GasLink Pipeline Project Corridor – 2024



2.1. PROJECT CONSTRUCTION UPDATE

The Coastal GasLink Project was declared to be mechanically complete in November 2023. This followed the completion of pipe installation in late October 2023, a period of testing and documentation, and the introduction of natural gas into the pipe and facilities. Most of Coastal GasLink's workforce accommodations were permanently closed. The transfer of custody of project assets (above ground and below ground) from Prime Contractors to Coastal GasLink was also completed by the end of November.

The size of Coastal GasLink's workforce peaked in the fall of 2022, with more than 7,000 people working in construction, workforce accommodations and other support and administrative roles. During the current reporting period, from December 2023 through May 2024, construction activity was much reduced, consisting of the continued dismantling of workforce accommodations through March and the startup of reclamation activities in a few areas in May. The size of the project workforce declined to fewer than 250, mostly engaged in administrative or site maintenance duties. Workforce numbers began to rise in April 2024 in preparation for the summer work season.

Activity through the summer and fall of 2024 is focused on reclamation. This includes reinstating the ground and topsoil along the pipeline route, working to restore habitat on the right-of-way or in compensation zones, deactivating temporary roads and access points, and monitoring risks related to erosion and wildfire. At the start of the 2024 work season, approximately 100 km of right-of-way was awaiting both machine clean-up and final clean-up, with approximately 40 km requiring final clean-up only.

For 2024, the Project was re-organized into three areas. Coastal GasLink awarded contracts to three Prime Contractors for final clean-up:

- Surerus Murphy Joint Venture (SMJV): Coastal Gaslink East extends from KP 0 at the Wilde Lake Compressor Station to KP 337 west of Vanderhoof.
- O.J. Pipelines Canada Partnership (O.J. Pipelines): Coastal GasLink Central extends from KP 337 to KP 612 near the Coast Mountain summit.
- Ledcor Haisla Limited Partnership (LHLP): Coastal GasLink West extends from KP 612 to KP 670 at the LNG Canada facility in Kitimat.

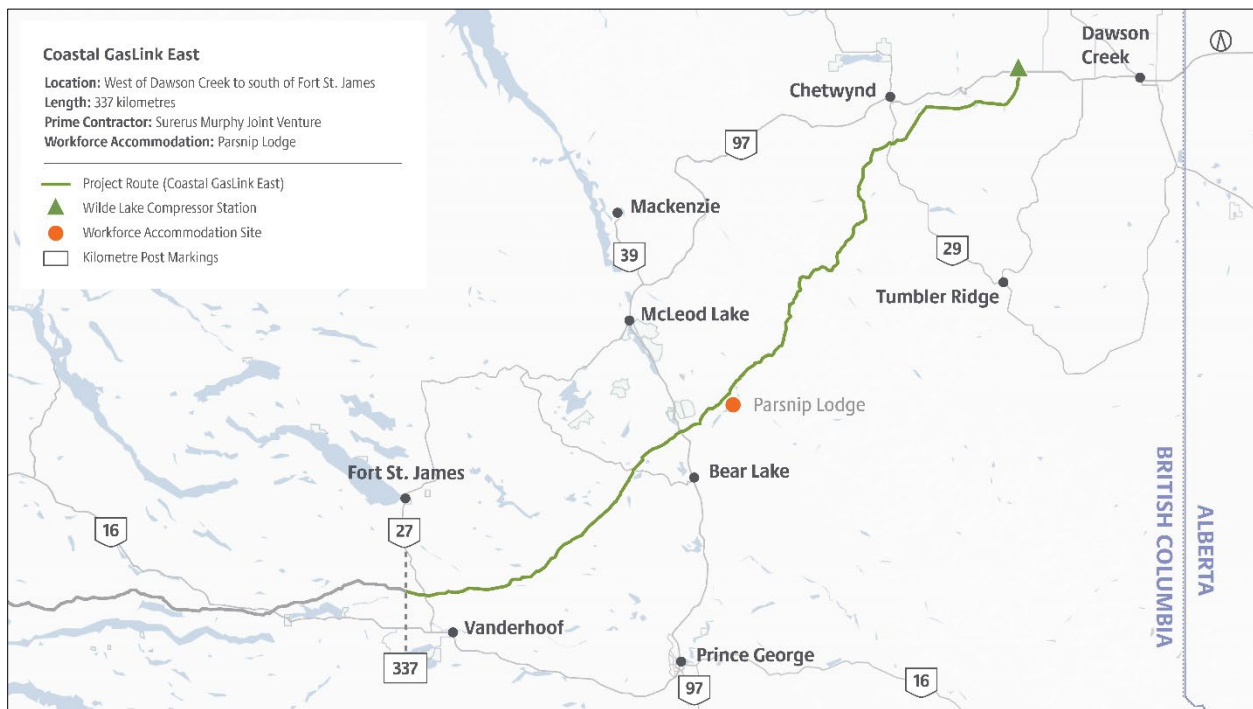
**2.1.1. Coast GasLink East: Wilde Lake (west of Dawson Creek) to approximately Highway 27
Prime Contractor: SMJV**

Crews mobilized in early May to begin clean-up activities around the Headwall (the pass across the Rocky Mountains, marking the boundary between the Peace River and Fraser–Fort George regions). A larger mobilization was scheduled for late May to begin summer clean-up in other areas, mostly west of the Rocky Mountains. Coastal GasLink’s Parsnip Lodge resumed operations in mid-May.

The dismantling of Coastal GasLink’s Mount Merrick Lodge and associated site clean-up took place from January through April 2024.

Erosion and sediment control activities continued through the reporting period.

Figure 2-2: Coastal GasLink East



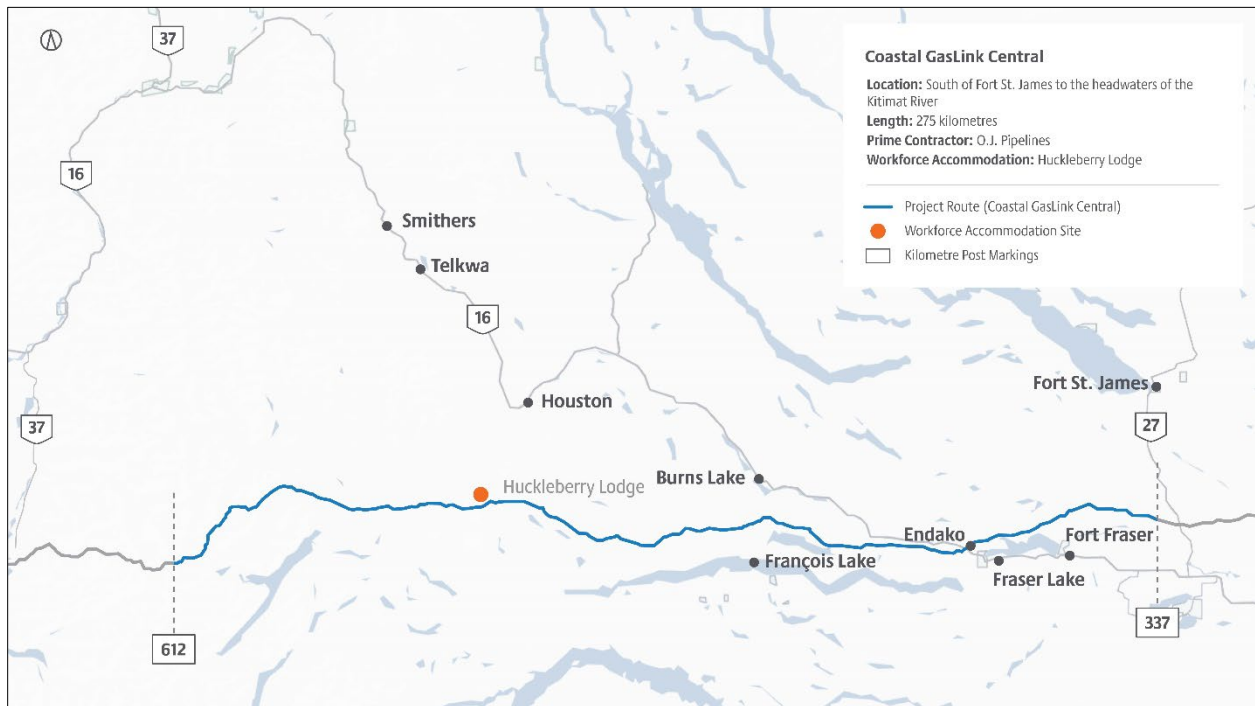
2.1.2. Coastal GasLink Central: Highway 27 to the Coast Mountain Summit
Prime Contractor: O.J. Pipelines

Crews mobilized in late May to begin summer clean-up activities. Huckleberry Lodge was partly dismantled in 2023 but will continue to operate at reduced capacity during 2024.

The dismantling of Coastal GasLink’s 9A Lodge and associated site clean-up took place from January into March 2024.

Erosion and sediment control activities continued through the reporting period.

Figure 2-3: Coastal GasLink Central



O.J. Pipelines is working in partnership with:

- Natanlii Development Corporation (Skin Tyee Nation)
- Yinka Dene Economic Development Limited Partnership (Wet’suwet’en First Nation)
- Kyah Development Corporation (Witset First Nation)

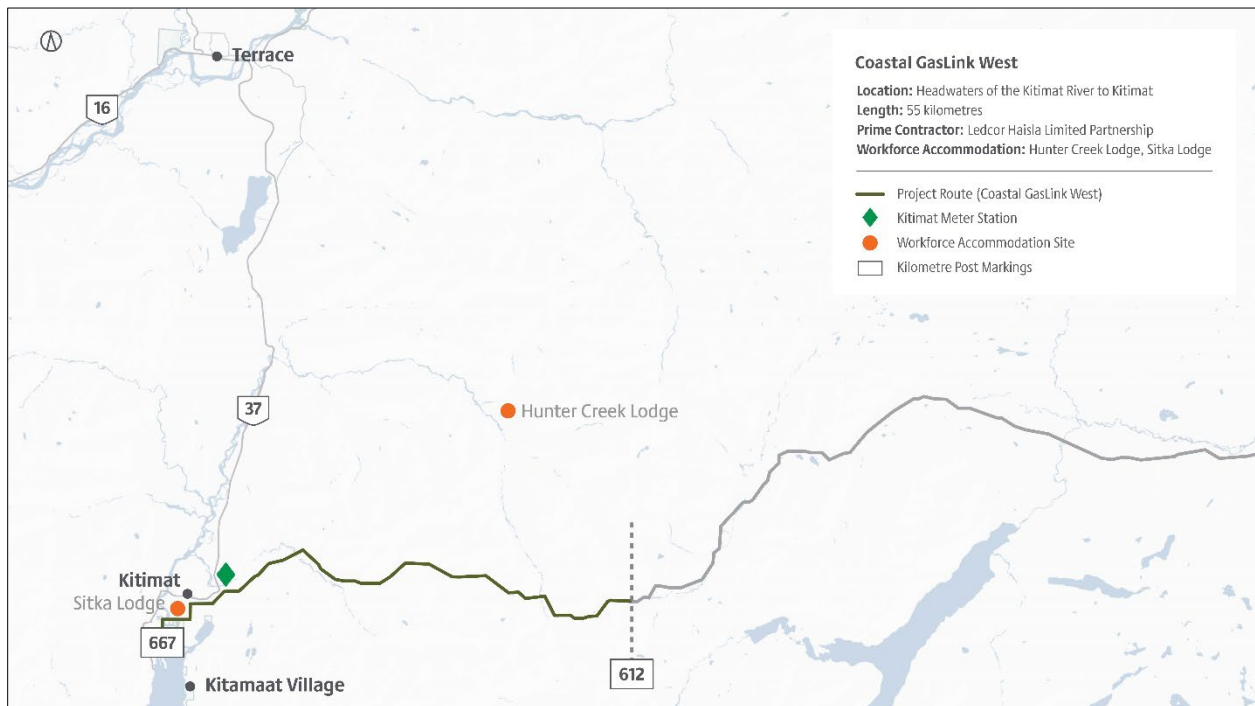
**2.1.3. Coastal GasLink West: Coast Mountain Summit to Kitimat
Prime Contractor: Ledcor Haisla Limited Partnership**

Crews mobilized in mid-April to prepare for summer clean-up activities with work beginning in the first week of May.

Hunter Creek Lodge remained in operation. Sitka Lodge (operated by a third party) was also in use.

Erosion and sediment control activities continued through the reporting period.

Figure 2-4: Coastal GasLink West



LHLP is a partnership between Haisla Nation and Ledcor.

2.1.4. Facilities: Wilde Lake Compressor Station and Kitimat Meter Station

The Wilde Lake Compressor Station achieved mechanical completion in late 2022. Custody is now in the hands of TC Energy. The facility is being kept in a preservation state until Coastal GasLink goes into service.

The Kitimat Meter Station in Section 8 was completed in 2021. It is also being maintained in a preservation state by TC Energy, with technicians on site.

3.0 ENGAGEMENT

Coastal GasLink continued to engage with those affected by the Project as described in Section 3.2 of the SEEMP.

During SEEMP engagement, SEEMP contacts discussed contracting and employment, education and training, emergency services, emergency management planning, health care services, social services, waste management and accommodations.

3.1. PROJECT ENGAGEMENT

Coastal GasLink continued engagement with Indigenous groups regarding project-related activities, commitments, and topics of interest. During the reporting period, Coastal GasLink held 56 meetings with Indigenous groups, including:

- 3 site visits/flyovers
- 3 community meetings
- 3 liaison committee meetings
- 20 consultation and engagement meetings
- 12 education, training and community investment meetings
- 15 occasions for participation in Indigenous community or cultural events

Coastal GasLink presented to municipal council and regional district board meetings on 11 occasions during the reporting period, bringing the total to 100 presentations since October 2018. Coastal GasLink held an additional 21 engagement meetings with local governments and chambers of commerce separate from SEEMP engagement meetings during the reporting period. Newspapers, radio, project website updates and social media were used to inform local communities about regional construction activities.

In addition to engagement activities, Coastal GasLink continued to share project information through its website, [CoastalGasLink.com](https://www.coastalgaslink.com). The last of the Project's monthly construction updates was distributed at the end of November 2023. However, additional post-construction updates will be shared to provide information on final clean-up and reclamation activities and operations.

SEEMP implementation engagement information presented in this status report considers feedback from SEEMP engagement. During this reporting period, Coastal GasLink invited 57 SEEMP contacts to engage on SEEMP implementation. Meetings took place with 21 SEEMP contacts including 6 Indigenous groups, 10 local governments and 5 provincial agencies. See Appendix A for a summary of SEEMP engagement topics raised during the reporting period.

In addition to SEEMP contacts, communication continued with various potentially affected organizations to ensure local organizations receive project information and updates, including:

- chambers of commerce
- fire and/or emergency management departments
- RCMP detachments

- victim services agencies
- WorkBC

3.1.1. Contacts

SEEMP implementation engagement contacts include 21 Indigenous groups, 18 local governments and 18 provincial agencies as shown in Table 3-1.

Table 3-1: SEEMP Contacts

Indigenous Groups	Local Governments	Provincial Agencies
Blueberry River First Nations	City of Dawson Creek	BC Emergency Health Services
Dark House (Yex T'sa Wilk'us)	City of Fort St. John	BC Energy Regulator
Doig River First Nation	City of Prince George	BC Environmental Assessment Office
Haisla Nation	City of Terrace	Ministry of Children and Family Development
Halfway River First Nation	District of Chetwynd	Ministry of Education and Child Care – Capital Management Branch
Kitselas First Nation	District of Fort St. James	Ministry of Emergency Management and Climate Readiness
Lheidli T'enneh First Nation	District of Houston	Ministry of Forests – Regional Economic Operations Branch
McLeod Lake Indian Band	District of Kitimat	Ministry of Health – Health Protection Integration and Engagement
Nadleh Whut'en First Nation	District of Mackenzie	Ministry of Housing
Nak'azdli Band (Nak'azdli Whut'en)	District of Tumbler Ridge	Ministry of Indigenous Relations and Reconciliation
Nee Tahi Buhn Band	District of Vanderhoof	Ministry of Jobs, Economic Development and Innovation
Office of the Hereditary Chiefs of the Wet'suwet'en (Office of the Wet'suwet'en)	Peace River Regional District	Ministry of Municipal Affairs
Saik'uz First Nation	Regional District of Bulkley-Nechako	Ministry of Post-secondary Education and Future Skills
Saulteau First Nations	Regional District of Fraser–Fort George	Ministry of Public Safety and Solicitor General – Victim Services and Crime Prevention Branch
Skin Tyee Nation (Skin Tyee First Nation)	Regional District of Kitimat-Stikine	Ministry of Public Safety and Solicitor General – Policing & Security Branch
Skin Tyee Nation (Skin Tyee First Nation)	Town of Smithers	Ministry of Social Development and Poverty Reduction
Stellat'en First Nation	Village of Burns Lake	Ministry of Transportation and Infrastructure
Ts'il Kaz Koh (Burns Lake Band)	Village of Fraser Lake	Northern Health Authority
West Moberly First Nations		
Wet'suwet'en First Nation		
Witset First Nation		
Yekooche First Nation		

4.0 POTENTIAL ADVERSE EFFECTS

Potential adverse effects were assessed in the Project's Application. Baseline information was presented in the Application's Appendix 2M: Social Technical Report and Appendix 2N: Economic Technical Report. See Appendix B for a summary of the potential adverse socio-economic effects and status of mitigation measures identified in the Application.

The following sections describe mitigation activities carried out by Coastal GasLink during the reporting period.

4.1. ECONOMY: CONTRACTS AND PROCUREMENT EXPENDITURES

In the Application, the following potential adverse effect was identified in relation to contracts and procurement expenditures:

- limited participation in contract opportunities

4.1.1 Activities

- Coastal GasLink continued to maintain a database of businesses interested in participating in procurement opportunities and included local and Indigenous businesses in Operations-related procurement.
- Coastal GasLink continued to work with Indigenous groups that have contracts associated with the Project to accurately understand the financial benefit that they receive from contract awards.
- Coastal GasLink held Contracting and Employment Task Force (CETF) meetings with local Indigenous groups and the Project's pipeline construction Prime Contractors. Intended as a regularly scheduled, ongoing conversation, the CETF provides a forum for communication, relationship building and problem solving. The CETF meetings are led by a rotating chair from the participating Indigenous groups with planning and logistical support from Coastal GasLink. The CETF meetings focus on pipeline construction and related Prime Contractor employment and contracting items and function as subcommittees of the broader Indigenous Leaders meetings Coastal GasLink hosts for the 20 Agreement-holding First Nations. Since the CETF began in March 2021, 70 CETF meetings have been held. Seven pipeline construction Prime Contractors and all 20 First Nations have participated in at least one of these work-package specific discussions. As of December 2023, all planned CETF meetings were completed and no further CETF meetings are planned.
- In the fall of 2022, Coastal GasLink initiated a series of Revegetation Advisory Forum (RAF) sessions. The intent of the RAF is to provide quarterly updates to the Coastal GasLink Agreement-holding First Nation communities leadership (or delegates) as it relates to overall RAF status and progress, and any related contracting and employment opportunities. Coastal GasLink has completed five RAF sessions in total, with the most recent session occurring in January 2024.

Further to the identified potential adverse effect on an Indigenous or local business’s ability to participate in the subcontracting process, Table 4-1 shows the available data on Indigenous and local contract award values to March 2024. The Indigenous category includes contract awards made to local Indigenous and local non-Indigenous businesses that are working together on Coastal GasLink.

Table 4-1: Indigenous and Local Subcontract Award Values to March 2024

Business Type	Subcontract Award Value ¹	Percentage of Total Subcontract Award Value ²
Local (B.C.)	\$1.85 billion	84%
Indigenous ^{3,4}	\$1.50 billion	68%

Notes:

1. The majority of subcontracting opportunities (and subsequent contract awards) on pipeline projects occur during earlier phases of the construction schedule. Coastal GasLink anticipates this will be reflected in future SEEMP reporting as a smaller incremental increase to the total subcontract award values reported for Local (B.C.) and Indigenous businesses. This trend is forward-looking but may not develop should future phases of work commence.
2. The percentage calculation changed from SEEMP Status Report No.10 to be based on the total value of subcontracts (\$2.2 billion) available and awarded by Coastal GasLink and Prime Contractors to Indigenous and B.C. businesses. This amount does not include the Wilde Lake Compressor Station or Kitimat Meter Station facilities prime contracts. Also, it is not inclusive of the total project committed value, which includes all capital expenditures, services, and materials.
3. The Indigenous category is a subset of the Local (B.C.) category; therefore, it is important not to double-count award values between these two categories.
4. The Indigenous category includes contract awards made to local Indigenous businesses and those where local Indigenous businesses and local non-Indigenous businesses have partnered for Coastal GasLink activities. Coastal GasLink acknowledges that the total dollar value of these contracts at award may not be the same as the total dollar value received as benefits by the Indigenous partner.

4.1.2. Mitigation Effectiveness in the Reporting Period

Local contracting opportunities were made available during the reporting period. The total value of contracts awarded to local (B.C.) businesses by Coastal GasLink and its Prime Contractors for the construction phase is approximately \$1.85 billion (see Table 4-1). Coastal GasLink anticipates that as the majority of procurement activities have already occurred in most construction sections, increases to the subcontract award values will continue to be limited for the remainder of the Project.

4.2. ECONOMY: COMMUNITY ECONOMIC RESILIENCE

In the Application, the following potential adverse effect was identified in relation to community economic resilience:

- alteration of existing community economic patterns

4.2.1 Activities

- Coastal GasLink continued to provide project information to local governments and key stakeholders in a timely manner. To assist local economic planning, construction updates were made publicly available through the Project's website, CoastalGasLink.com, and shared by email directly to local governments, Indigenous groups and members of the media.
- Additional post-construction updates will be shared throughout 2024 to provide information on final clean-up and reclamation activities and operations.
- Coastal GasLink maintained membership with 12 Northern B.C. chambers of commerce in communities along the project corridor.
- In January 2024, Coastal GasLink attended and sponsored the Annual BC Natural Resources Forum in Prince George, B.C.
- In January 2024, Coastal GasLink provided sponsorship toward the Houston & District Chamber of Commerce Community Excellence Awards in Houston, B.C.
- In February and March 2024, Coastal GasLink attended the South Peace Industry Synergy Group in Dawson Creek, B.C.
- In February 2024, Coastal GasLink attended and participated in a panel at the Women in Industry student-hosted event with SkilledTradesBC in Dawson Creek, B.C.
- In March 2024, Coastal GasLink provided a sponsorship toward the Prince George Chamber of Commerce Political Breakfast Series.
- In May 2024, Coastal GasLink attended and sponsored the Creating Energy: Northern Resources Conference in Fort St. John, B.C.
- In May 2024, Coastal GasLink attended and sponsored the 72nd British Columbia Chamber of Commerce AGM and Conference in Kelowna, B.C.

4.2.2 Mitigation Effectiveness in the Reporting Period

During the reporting period, Coastal GasLink continued to participate in local business development events to collaborate and share regional economic development opportunity information with Indigenous groups, local communities and chambers of commerce across the project corridor. Community feedback about effects from the Project's construction on the local economy remained positive. Coastal GasLink continues to work with Indigenous groups and local governments to monitor community-specific economic effects to local businesses throughout the Project's construction.

4.3. EMPLOYMENT AND LABOUR FORCE: EMPLOYMENT

In the Application, the following potential adverse effect was identified in relation to employment:

- skilled labour shortage

4.3.1 Activities

- Prime Contractors have requirements to submit monthly diversity and local employment reports to Coastal GasLink. See Appendix C for updated information on workforce employment figures.
- Coastal GasLink's Employment Continuity Program (ECP) is a single point of contact (SPOC) for local and Indigenous workers transitioning from the Project who are seeking reemployment opportunities. In collaboration with the individual, the SPOC provides information about other project employment opportunities, external hiring contacts (WorkBC, industry, associations) and education/training opportunities. Individuals that choose to participate in this ECP are not guaranteed employment. Since January 2022, 145 individuals have registered with the ECP, and the SPOC has successfully contacted all but 7 individuals that have provided contact information. Of the 94 individuals available for work, 6 declined an offer of training and employment, and 33 have been re-hired by Coastal GasLink's Prime Contractors or their subcontractors. Success through the ECP was 54%. Coastal GasLink concluded the ECP in Q4 2023 once construction was completed.
- In support of regional WorkBC Centres, Coastal GasLink has provided the Ministry of Social Development and Poverty Reduction (MSDPR) with a three-month look-ahead of anticipated Prime Contractor employment opportunities. Coastal GasLink agreed to provide three month look-ahead information for the period up to the end of 2023. The look-ahead provided information on Prime Contractor key activities and hiring timeframes, types of positions available and contact information for resume or application submissions. Reflecting the Project-wide demobilization of the workforce in late 2023, the last three-month look-ahead was provided in Q3 2023 for the period ending December 2023.
- During the reporting period, Coastal GasLink participated at career fairs hosted by Kitselas Five Tier Development and Haisla Nation as well as the West Moberly Corporate Alliance Trade Show and Halfway River Trade show. Coastal GasLink provided a sponsorship to the Saulneau First Nations Job Fair.

4.3.2 Mitigation Effectiveness in the Reporting Period

For the reporting period from December 2023 to May 2024, Coastal GasLink did not register new participants in the ECP, which effectively concluded the ECP at 145 individual registrations at the end of 2023. During the reporting period, Coastal GasLink continued to share information with participants to help access local community-based employment training services and continue to share information about employment opportunities with relevant contacts.

4.4. EMPLOYMENT AND LABOUR FORCE: TRAINING OPPORTUNITIES

In the Application, a potential adverse effect was identified in relation to training opportunities:

- lack of time to train local workers for skilled positions

4.4.1 Activities

- Coastal GasLink continued to communicate with local education and training service providers regarding anticipated construction schedules, workforce skills requirements and expected demand for education services.
- Coastal GasLink continued to engage with Prime Contractors, Indigenous Skills and Employment Training groups, training institutions, colleges, union training providers and other potential partners to provide education and training opportunities in accordance with community priorities and the needs of the Project.
- Coastal GasLink continued long-term partnerships with post-secondary institutions in Northern B.C. to support the regional labour force and transferable skills development. Partners include the University of Northern British Columbia (UNBC), Coast Mountain College (CMTN), College of New Caledonia (CNC) and Northern Lights College (NLC). Since 2014, Coastal GasLink has invested more than \$1.53 million through post-secondary partnership agreements and almost \$1.58 million in skills training and pre-employment programs delivered by Indigenous, non-profit and for-profit training organizations in Northern B.C. During the same period, TC Energy has contributed approximately \$1.09 million to support Coastal GasLink education and training initiatives in the project area.
- Student bursaries were made available to Indigenous and local individuals directly through UNBC, CMTN, CNC and NLC. Since 2014, Coastal GasLink funding has provided 750 scholarships and bursaries through post-secondary institutions in Northern B.C., with 351 awarded to students identifying as Indigenous. During this reporting period, students at CNC received 20 bursaries under a 2020 Coastal GasLink funding agreement. UNBC provided an update showing that Coastal GasLink funds supported 10 engineering scholarships, 9 Indigenous Community Development student awards and 5 nursing bursaries during the 2023-24 academic year.
- Coastal GasLink entered into a new multi-year agreement with CNC. Over a three-year period, the Coastal GasLink fund will provide 10 bursaries per year for students in financial need or students who need academic upgrading before they begin full-time study. The agreement also sets up an ongoing annual bursary for a student enrolled in a social services or community support worker program. With this agreement, Coastal GasLink has contributed more than \$450,000 to support CNC's programs and facilities since 2014.
- In February 2024, Coastal GasLink provided a contribution toward North East Native Advancing Society's 'Our Native Land' holistic training program that engages members of five Treaty 8 communities to explore careers in Environmental Sciences, Land Stewardship and Conservation through implementation of local community-based projects that address climate change, food security and cultural ways of knowing.

- In March 2024, Coastal GasLink contributed toward the Witset First Nation Youth Initiative. This program will provide training and experience that will prepare 48 youth for future jobs.
- In March 2024, Coastal GasLink offered the Indigenous Entrepreneur Micro-Credential hosted by UNBC. The training program has 21 students enrolled.
- In April 2024, Coastal GasLink offered Indigenous Project Management Fundamentals hosted and delivered by UNBC.
- In April 2024, Coastal GasLink sponsored the Bear's Lair Youth Entrepreneur Dream Camp for 30 youth hosted by Kitselas Five Tier in Terrace, B.C. This three-day interactive training camp provides youth ages 12-18 with opportunities to work in teams with coaches and mentors to tackle team challenges, boost their confidence and develop business skills.
- In April 2024, Coastal GasLink contributed toward capacity development for Lheidli T'enneh First Nation to develop Cultural Sensitivity Training. This capacity development will support the Nation to engage with Industry to foster welcoming and respectful work environments and business partnerships.
- In April 2024, Coastal GasLink contributed toward the development of the Certificate in Ecosystem Restoration and Reclamation program to be delivered at NLC.

4.4.2. Mitigation Effectiveness in the Reporting Period

Based on feedback from SEEMP contacts during the reporting period, implemented mitigation has continued to support local education and training activities. Coastal GasLink continues to work with Indigenous groups and local communities on education and training initiatives. As construction activities reach completion, training initiatives available through Coastal GasLink will continue to shift from project construction to legacy-related opportunities.

4.5. COMMUNITY UTILITIES AND SERVICES: EMERGENCY SERVICES

In the Application, the following potential adverse effect was identified in relation to emergency services:

- increased demand on local emergency services

4.5.1 Activities

- Coastal GasLink continued to meet and communicate with local governments to provide project information relevant to emergency services. Regional districts and municipalities are accountable for most emergency services provided throughout their jurisdictions.
- Prime Contractors have revised their wildfire response plans for 2024 in light of the project's anticipated scope of work. Selected employees will receive two days of training in the S100 Forest Fire Suppression system recognized by the B.C. government. In the event that Coastal GasLink personnel need to be evacuated from worksites or accommodations, they will be moved to areas outside of Northern B.C. to avoid pressure on local emergency services.

- Coastal GasLink actively monitors the wildfire situation along the pipeline corridor. All Prime Contractors have wildfire management plans that align with the BC Forest Service Wildfire Exemption requirements for fire prevention, equipment staging and availability, training and emergency response.
- During 2023, Coastal GasLink and TC Energy Emergency Management conducted a program of in-person visits and written communications to notify residents, landowners and tenure holders within the designated 'hazard zone' along the pipeline corridor about the Project's emergency response plans. During the reporting period, Coastal GasLink continued to engage with these audiences in response to questions. The BC Energy Regulator (BCER) will require a repeat of the full notification/engagement process in 2025 and every second year as long as Coastal GasLink remains in operation.
- In April 2024, Coastal GasLink attended a Hazard Preparedness meeting in Dawson Creek. This event was hosted by the BC Ministry of Emergency Management and Climate Readiness, which is working with communities to help strengthen resilience against climate-related hazards, such as flooding, drought, wildfires and heat.
- In April 2024, Coastal GasLink sponsored and attended the annual NESST (Network of Emergency Support Services Teams) in Prince George. NESST brings together the volunteers and government staff who provide support to front-line emergency responders. The organization was launched by communities in the Bulkley-Nechako region and now takes in most of B.C.
- In April 2024, Coastal GasLink attended the Wildfire Resiliency and Training Summit in Prince George. At this event, more than 700 people from across British Columbia gathered to review the lessons learned from the wildfire season of 2023 and attend sessions focused on wildfire prevention, response and recovery.
- In May 2024, Coastal GasLink attended the Annual Partners of Emergency Management Meeting in Burns Lake. This event was hosted by the Regional District Bulkley-Nechako as an opportunity to connect local community planners, first responders, ministries and industry to discuss various hazards as well as preparedness and response in the region.
- Coastal GasLink contributed toward the Fraser Lake Fire Rescue Training Society for a training site upgrade. This project will bring propane as a fuel source as well as a control centre to their training centre. The propane fuel, replacing the burning of wood, will improve the quality of emergency simulations. The Fraser Lake training centre is used by Indigenous and non-Indigenous emergency response crews from the Fraser Lake area sometimes for multi-agency exercises. Previous donations from Coastal GasLink helped to put the training centre into operation.
- Coastal GasLink continued to provide medical services on site to treat project personnel outside of the local health care system. As an alternative to local ambulance use, vehicle transport is provided for injured employees requiring treatment beyond the level provided on site.

- As part of the demobilization of worksites in December 2023, Coastal GasLink donated surplus avalanche packs to the Bulkley Valley Collaborative Learning Society, Bulkley Valley Search and Rescue and Avalanche Canada.

4.5.2. Mitigation Effectiveness in the Reporting Period

Coastal GasLink continues to collaborate with local communities and service providers to ensure that local perspectives are considered in the Project's plans for emergency response. During the reporting period, Coastal GasLink continued to support local emergency services through sponsorships and donating in-kind materials.

Mitigation measures were deemed effective and no long-term or permanent direct adverse effects on local emergency services were observed.

4.6. COMMUNITY UTILITIES AND SERVICES: HEALTH CARE SERVICES

In the Application, the following potential adverse effect was identified in relation to health care:

- increased demand on health care services

4.6.1 Activities

- As the summer workforce began to arrive in the project area in April, Coastal GasLink's employee orientation process included a strong focus on safety. Critical safety risks highlighted in 2024 include working above a live pipeline, interactions with equipment, working on steep slopes, driving and managing cargo (see Appendix D).
- Safety Alerts were provided to employees and contractors related to safety awareness and lessons learned. During the reporting period, alerts were issued related to the following:
 - safe observation of the April 8 solar eclipse
 - general worksite safety on Canada's National Day of Mourning for workers who have suffered job-related death or injury
 - safe rigging procedures
 - safe operation of rock trucks

Coastal GasLink also issued an updated Safe Driving Guideline, a document that sets out requirements for contractors and subcontractors to orient and train employees, install and maintain in-vehicle monitoring systems (IVMS), and conduct periodic roadside monitoring and coaching.

- Most of Coastal GasLink's workforce accommodations were permanently closed in late 2023. Parsnip, Huckleberry and Hunter Creek lodges remained open through the winter with custodial staff. The size of the project medical team, which peaked at over 80 in 2023, was reduced to a minimum through this reporting period. Coastal GasLink will continue to meet

or surpass WorkSafeBC-mandated ratios for health care support during project clean-up in summer and fall 2024.

- During demobilization of lodges in December 2023, Coastal GasLink donated 700 nasopharyngeal COVID-19 test kits to Wet’suwet’en First Nation, Lake Babine Nation and Skin Tye Nation.
- In February 2024, Coastal GasLink provided sponsorships toward the Spirit of the North Healthcare Foundation’s 11th Annual Prince George Cougars Alumni Charity Golf Tournament.
- In May 2024, Coastal GasLink provided a sponsorship and team members took part in Spirit Day, a campaign hosted by the Spirit of the North Healthcare Foundation. The team raised funds to support the Northern Health Authority’s Adolescent Psychiatry Assessment Unit in Prince George.
- During the reporting period, Northern Health noted that some people remained in Northern B.C. after employment with the Project.

June 2023 Bus Incident

During the reporting period, Coastal GasLink participated in a SEEMP engagement meeting with the Northern Health Authority. Part of the discussion focused on the June 2023 bus incident as described in SEEMP Report #10. Northern Health requested that the incident be summarized again in Report #11, and that their letter to Coastal GasLink dated November 6, 2023, be included as an appendix to the report (see Appendix E: Northern Health Letter).

On June 16, 2023, a single-vehicle collision occurred on the Hambone Forest Service Road (FSR) north of Prince George. The collision involved a chartered bus transporting workers employed by the Parsnip Lodge camp services provider in Section 3. Coastal GasLink’s Prime Contractor enacted their emergency response protocols and took charge of the injured passengers. Eleven passengers were transferred to the Parsnip Lodge for assessment; Coastal GasLink then transferred three of those to hospital in Prince George. Seventeen people were transferred directly to Prince George via BC Emergency Health Services. All but one of those who were taken to hospital were released on the same day.

The health authority implemented a ‘code orange’ (public notification and cancellation of elective surgeries) for 3 hours, 55 minutes. This impacted ambulatory care for approximately 30 appointments and postponed fewer than 5 surgeries which were rescheduled within 15 days. In addition, two incoming patients from surrounding communities who had been slated for intensive care were diverted out of the health region. Staffing levels were temporarily increased at the University Hospital of Northern British Columbia.

Coastal GasLink was in contact with the Northern Health Authority about the bus incident as part of its response protocol, collaborating in real time before, during and after the code orange period. Post-incident, Northern Health acknowledged that Coastal GasLink deployed resources and support that helped the immediate situation. This included the provision of medically trained professionals in the field to support assessment and immediate care, an on-site

representative to support patient needs after discharge and the timely exchange of information. Northern Health also provided feedback to improve, prepare, plan, respond and recover for potential future events. The feedback referred to the need for immediate and direct notification to Health Emergency Management BC, updated emergency contact lists, single point of contact for families to get information, on-site liaison to support patient needs after discharge and participation in a Health Emergency Management BC hosted emergency management tabletop exercise.

4.6.2. Project Effects on Local Health Care Services

During the reporting period, the Coastal GasLink workforce declined to a low of 244 personnel, many of them working in office environments. The workforce numbers began to rise in May 2024 as crews were mobilized for post-construction activities. During this period, zero job-related injuries occurred requiring workforce use of local health care services as described in Table 4-2. As shown in the table, there were no transfers to hospitals and clinics.

Table 4-2: Work-Related Incidents Affecting Local Health Care Services

Date	Incident Description	Ambulance Transfer Required	Treatment Location	Treatment Duration
December 2023	0 incidents recorded			
January 2024	0 incidents recorded			
February 2024	0 incidents recorded			
March 2024	0 incidents recorded			
April 2024	0 incidents recorded			
May 2024	0 incidents recorded			

4.6.3. Mitigation Effectiveness in the Reporting Period

Since the beginning of construction in December 2018 through April 2024, the Project’s workforce has accrued over 57.3 million work hours. During that time, workers spent approximately 462.5 hours in treatment at local healthcare facilities across the project corridor related to 254 workplace incidents. During the December 2023 to May 2024 reporting period, there were no workplace incidents requiring the use of local healthcare facilities.

Coastal GasLink continues to collaborate and implement mitigation for potential effects from the Project’s workforce on local health care service providers.

4.7. COMMUNITY UTILITIES AND SERVICES: SOCIAL SERVICES

In the Application, the following potential adverse effect was identified in relation to social services:

- increased demand on community social services

4.7.1. Activities

- During December 2023, Coastal GasLink donated surplus furniture and office equipment toward Serenity Resources, a local community living services organization with locations in Northeast B.C.
- During December 2023, Coastal GasLink donated surplus furniture and air conditioning units to the Village of Fraser Lake for use in local public buildings and service providers.
- In April 2024, Coastal GasLink met with the Ministry of Public Safety and Solicitor General Crime Prevention and Victim Services Division and toured the Northern Society for Domestic Peace in Smithers, B.C. The Society shared information about their programs and services that are focused on preventing and responding to power-based abuse and violence.
- In April 2024, Coastal GasLink was invited to and attended the Native Courtworkers and Counselling Association of BC's Ending Harassment in the Workplace Forum. Participants shared best practices for policy, training, and responses to harassment that foster welcoming and inclusive work environments.
- Coastal GasLink's workforce accommodations and worksites continued the Project's bottle recycling donation program to reduce waste. From December 2023 through April 2024, proceeds from the program were donated to seven non-profit/charitable organizations in local communities, supporting child services and seniors' services as well as recreational activities.

4.7.2. Mitigation Effectiveness in the Reporting Period

SEEMP contacts reported no observed adverse effects to social services during the reporting period. No additional mitigation is required at this time.

4.8. COMMUNITY UTILITIES AND SERVICES: WASTE MANAGEMENT FACILITIES

In the Application, the following potential adverse effect was identified in relation to waste management:

- increase in waste flow to regional landfill, transfer station sites and wastewater treatment facilities

4.8.1. Activities

- See Appendix F for information related to the Project's construction waste volumes by region, destination and type. In the absence of construction activity, reported contractor hauling of waste materials was reduced.
- Coastal GasLink continued to engage with Prime Contractors and workforce accommodation contractors to ensure that waste management procedures aligned with provincial regulations and local government expectations.
- Coastal GasLink donated a large quantity of wooden skids from the Huckleberry multi-use site to the Stellat'en First Nation for use as winter firewood.
- As in the two previous reporting periods, Coastal GasLink pursued a process with the BCER to obtain approval for the controlled incineration of construction-related wood waste. This was intended to address capacity concerns at landfills operated by regional district authorities in the Project area. The process includes public notification and a 30-day opportunity for public response.

In January 2024, Coastal GasLink applied for an amendment to a previous Waste Discharge Application. This amendment to an existing burn permit for Coastal GasLink East would add two additional piles and increase the load volume of seven existing piles. After completing the required 30-day public comment period, Coastal GasLink submitted a consultation summary report to the BCER on March 28, 2024, closing off the application process.

In March 2024, Coastal GasLink applied for a new burning permit for sites in Coastal GasLink West. The required 30-day public comment opportunity was underway in May 2024.

No burning took place under any of the Project's BCER burning permits during the reporting cycle.

- Coastal GasLink's recycling programs reduce the flow of waste to regional landfills. During the reporting period, donations to community organizations from the proceeds of cans and bottles recycled at workforce accommodations reached more than \$37,000. This recycling initiative has raised more than \$569,000 since mid-2021 for local communities.

4.8.2. Mitigation Effectiveness in the Reporting Period

In response to regional landfill capacity constraints, Coastal GasLink continued to submit waste discharge approval applications through the BCER under the *Environmental Management Act* for the disposal of unrecyclable wood waste. No burning took place under the Project's BCER permits during the reporting period.

Coastal GasLink continued to work with Prime Contractors and local governments to implement and monitor waste management mitigation. Coastal GasLink will continue to monitor capacity constraints at regional landfills during construction in 2024.

4.9. COMMUNITY UTILITIES AND SERVICES: RECREATIONAL FACILITIES

In the Application, the following potential adverse effect was identified in relation to recreational facilities:

- increased demand on community recreational facilities

4.9.1. Activities

- Workforce accommodations are equipped with recreational facilities including exercise equipment, television, movies, telephone and internet access.
- In early 2024 Coastal GasLink's Prime Contractor provided financial contributions to two local volunteer organizations that help with the upkeep of provincially designated trails and recreation areas, the Spruce City Wildlife Association and Prince George Backcountry Recreation Society.
- During December 2023, Coastal GasLink made the following in-kind donations:
 - furniture to the South Peace Art Society to support expansion of local youth programs
 - pipe cutoffs to the Omineca Ski Club for trail development
 - beverage cooler to the Burns Lake Curling Club
 - Saeplast lobster boxes to Nak'azdli Whut'en and Spruce City Wildlife Association for their fish hatchery operations
 - docks to Stellat'en Nation for their fish weir project
- In January 2024, Coastal GasLink provided a contribution toward the Terrace Music Scene Association for Terrace Concerts in the Park. The flagship event provides a free concert for the community of Terrace and the surrounding Indigenous communities.
- During April 2024, Coastal GasLink provided sponsorships toward upcoming local community cultural celebrations including National Indigenous People's Day celebrations for Lheidli T'enneh in Prince George, Burns Lake Native Development celebrations in Burns Lake, and for Witset First Nation. In addition, Coastal GasLink provided sponsorship toward Sauteau upcoming Pemmican Days and Blueberry River First Nation Culture Days.
- The Community Workforce Accommodation Advisor (CWAA) Program ended in November 2023 when the workforce accommodations closed. With three workforce accommodations opening at a reduced capacity in spring 2024, the CWAA Program will evaluate the potential to offer limited programming to recognize days of significance in the lodges.
- Proceeds from the Coastal GasLink bottle and can recycling program supported the Fraser Lake Emergency Responders Society's purchase of hockey jerseys for regional Fire Department vs. Police Department hockey games, to be played three times per year in Fraser Lake, Burns Lake and Houston.

4.9.2. Mitigation Effectiveness in the Reporting Period

As presented in the Application and through monitoring, there continues to be no anticipated long-term or permanent adverse effects on recreational facilities that cannot be mitigated.

4.10. COMMUNITY UTILITIES AND SERVICES: EDUCATION SERVICES

In the Application, the following potential adverse effect was identified in relation to education:

- increased demand for education services

4.10.1. Activities

- In January 2024, Coastal GasLink provided a contribution toward the Central Interior Science Exhibition that took place in March at UNBC. Students in grades 7–12 had experiences with various university and college science clubs and high school leadership groups and presented their projects to peers and for public viewing.
- In January 2024, Coastal GasLink contributed to The Board of Education of School District No. 60 (Peace River North) in support of Project Heavy Duty in Fort St. John. Project Heavy Duty is a School District program supported by North Peace businesses. It is designed to prepare high school students for employment in the heavy construction industry, offering a practical, hands-on program that provides students with skills and experience in maintaining and operating heavy equipment.

4.10.2. Mitigation Effectiveness in the Reporting Period

SEEMP contacts reported no observed adverse effects to educational services during the reporting period. No additional mitigation is required at this time.

4.11. COMMUNITY UTILITIES AND SERVICES: GOVERNMENT SERVICES

In the Application, the following potential adverse effect was identified in relation to government services:

- increased demand on government services

4.11.1. Activities

- Coastal GasLink continued proactive communication with government agencies regarding anticipated schedules and regional workforce volumes.
- In May 2024, Coastal GasLink sponsored and attended the North Central Local Government Association (NCLGA) conference in Smithers.

4.11.2 Mitigation Effectiveness in the Reporting Period

SEEMP contacts reported no observed adverse effects to government services during the reporting period. No additional mitigation is required at this time.

4.12. COMMUNITY UTILITIES AND SERVICES: HOUSING AND COMMERCIAL ACCOMMODATIONS

In the Application, the following potential adverse effect was identified in relation to housing and commercial accommodation:

- reduction in available rental housing and commercial accommodation

4.12.1. Activities

- The Project used four workforce accommodations (see Table 4-3) during the reporting period to mitigate adverse effects on regional infrastructure and services, including rental housing and commercial accommodation. See Appendix G for the Project's monthly planned and observed peak workforce accommodation occupancies.
- As project construction activities were completed, Coastal GasLink workforce accommodations that were no longer required had been closed and dismantled. Temporary use sites associated with these accommodations are remediated and returned to public or First Nations authorities or transferred to other industrial tenure holders according to permitting requirements.
- In the Peace River region, formerly Sections 1 and 2, all Coastal GasLink workforce accommodations are closed. Employees who are not local will seek temporary accommodations in motels or RV parks in 2024. The size of this workforce is forecasted to peak between 100 and 150 people. Coastal GasLink will engage with communities to monitor any issues related to motel or housing capacity in the area.
- In the Fraser–Fort George region, formerly Section 3 and part of Section 4, Coastal GasLink's Parsnip Lodge remains in operation. Most of the 2024 Coastal GasLink clean-up work in this region will take place between Highway 97 and the Headwall—that is, on the western slopes of the Rocky Mountains—with crews housed at Parsnip Lodge.
- In the Bulkley-Nechako region, covering most of the Coastal GasLink Central area (formerly Sections 5, 6, 7 and 8 East), most of Coastal GasLink's workforce accommodations are now closed. The exception is Huckleberry Lodge south of Houston, which will remain open at reduced capacity.
 - Demobilization of the 7 Mile Lodge south of Burns Lake was completed in January. The property is to be reclaimed and returned to the Crown.
 - Demobilization of Little Rock Lake Lodge near Fraser Lake was completed in December 2023. The site is on the traditional territory of Nadleh Whut'en First Nation.
 - 9A Lodge in the upper Morice River area was permanently closed in early 2024. Demobilization was completed in March.

- Although Coastal GasLink accommodations in the Fraser Lake and Burns Lake areas are now closed, 2024 project effects on rental and commercial housing are expected to be limited to a relatively small number of stays at local motels. Most of the clean-up work in the Coastal GasLink Central area will take place south and west of Houston, with crews housed at the Project’s Huckleberry Lodge.
- In the Kitimat-Stikine region, Coastal GasLink will continue to make use of the Hunter Creek Lodge as well as renting space as needed at the third-party operated Sitka Lodge. It is forecast that the Coastal GasLink population at Hunter Creek will peak at approximately 280 people. The Coastal GasLink population at Sitka Lodge was more than 200 in late May 2024.
- In March 2024, Coastal GasLink sponsored and attended the Room for All Housing Solutions conference hosted by the City of Terrace. This regional housing conference provided an opportunity for knowledge sharing amongst local, First Nations, Provincial and Federal governments, industry and services providers to identify strategies to address local housing needs and gaps.

Table 4-3: Workforce Accommodation Locations

Workforce Accommodation	Nearest Municipality	Status as of May 2024
7 Mile Road Lodge	Burns Lake	Permanently closed
Sukunka Lodge	Chetwynd	Permanently closed
Mount Merrick Lodge	Chetwynd	Permanently closed
Sunset Prairie Lodge	Dawson Creek	Third-party facility
Little Rock Lake Lodge	Fraser Lake	Permanently closed
9A Lodge Clint C	Houston	Permanently closed
Huckleberry Lodge	Houston	Open at reduced capacity
P2 Lodge	Houston	Permanently closed
Sitka Lodge	Kitimat	Third-party facility; space leased as required
Hunter Creek Lodge	Kitimat	Open at reduced capacity
Parsnip Lodge A + B	Prince George	Open at reduced capacity

4.12.2 Mitigation Effectiveness in the Reporting Period

During the reporting period, Coastal GasLink continued to engage with communities to understand observed effects on local housing availability in cases of workforce movement throughout the region.

With minimal activity in the field, there were no reported project effects on rental and commercial housing within the project area.

As presented in the Application, there are no anticipated long-term or permanent effects on rental housing or commercial accommodation that cannot be mitigated.

4.13. TRANSPORTATION INFRASTRUCTURE AND SERVICES: TRAFFIC

In the Application, the following potential adverse effects were identified in relation to traffic:

- increased traffic volumes from transportation of workers, supplies and equipment leading to decreased road safety
- increase in rail traffic resulting from the shipment of project-related materials
- increased air passengers in local and regional airports

4.13.1. Activities: Road Traffic

- During the reporting period, Coastal GasLink continued to deploy IVMS in project vehicles to enhance safe driving practices. IVMS provides real-time alerts, follow-up coaching and vehicle information verification.
- Coastal GasLink continued to engage with industrial road user groups to discuss road and traffic conditions.
 - Other road users were informed that Coastal GasLink construction traffic would be paused through winter and spring 2024. Any project traffic would be for the purposes of conducting operational maintenance activity at a limited number of valve sites along the project route.
 - Coastal GasLink shared in the responsibility for snow clearing on the industrial roads that provide access to valve sites.
 - Coastal GasLink engaged with other road users to review plans for dust control measures to be implemented in summer 2024.
- Coastal GasLink's 2024 work plan includes the deactivation of selected temporary construction roads and pipeline right-of-way access points in consultation with the BCER and industrial road users. Most of this work has no effect on commercial or recreational traffic.
 - In May 2024, Coastal GasLink sent notifications to the District of Kitimat and to the Regional District of Fraser–Fort George to inform them of local road deactivations.

4.13.2. Activities: Rail Traffic

- During the reporting period, project-related rail traffic activities remained limited with no effect on regional service capacity.

4.13.3. Activities: Air Traffic

- During the reporting period, the Project's workforce utilized regional air transportation services with no observed effects reported from local communities.

4.13.4. Mitigation Effectiveness in the Reporting Period

During the reporting period, mitigation related to safe road use continued to be implemented. As presented in the Application and through monitoring, there continues to be no anticipated long-term or permanent adverse effects on transportation that cannot be mitigated.

4.14. TRANSPORTATION INFRASTRUCTURE AND SERVICES: NAVIGABILITY OF WATERWAYS

In the Application, the following potential adverse effect was identified in relation to navigation:

- disruption of movement on navigable waterways

4.14.1. Activities

- With no activity along navigable waterways, Coastal GasLink did not issue any work-related notifications to regulators or the public. Notifications are tracked by the Federal Common Project Search found at [Common-Project-Search.Canada.ca](https://www.common-project-search.ca).

4.14.2. Mitigation Effectiveness in the Reporting Period

There were no reports of Coastal GasLink work disrupting movement on a navigable waterway during the reporting period. There have been no residual adverse effects observed. As presented in the Application and through monitoring, there continues to be no anticipated long-term or permanent adverse effects on navigable waterways that cannot be mitigated.

5.0 SEEMP REGULATORY INSPECTIONS

No EAC SEEMP compliance inspections took place during the reporting period. During construction, Coastal GasLink has had six administrative and three field-based SEEMP inspections and was found fully compliant in all cases.

BC EAO inspection records for Coastal GasLink are publicly available on the BC EPIC website located at <https://projects.eao.gov.bc.ca/p/588511c4aaecd9001b825604/project-details>.

6.0 ADAPTIVE MANAGEMENT

During the reporting period there was a substantial reduction in field activities, with the size of the total Project workforce varying between approximately 250 and 900. As a result, there was a decline in observed Project effects with no further adaptive management required.

In summer 2023, the Ministry of Forests shared concerns about potential effects related to industrial workers using provincial recreation sites in the Tacheeda Lakes area. Occupation of recreational sites by any industrial workers is generally prohibited. Coastal GasLink relocated the workers and opened discussions with the Ministry on how to support improvements to the sites. As a result of those discussions, Coastal GasLink's Prime Contractor provided financial contributions, in early 2024, to two local volunteer organizations that help with the upkeep of provincially designated trails and recreation areas.

Coastal GasLink continued to monitor mitigation effectiveness and collect feedback regarding direct adverse effects from construction activities on health care services, housing, recreational areas, waste management and transportation infrastructure. If corrective action is determined through ongoing monitoring, it will be identified in the reporting period the action is implemented.

7.0 CLOSING

With the completion of the Coastal GasLink pipeline and facilities, the Project entered a clean-up and restoration phase. During this reporting period, field activities were minimal. The size of the workforce declined to a low of less than 250 in March 2024, mostly in administrative or site maintenance functions, before increasing again for the summer work season. As a result, there was a decline in observed project effects on economy, community infrastructure and services and transportation.

Coastal GasLink continues to consider potential adaptive management approaches related to emergency services, health care services, housing, waste management and transportation infrastructure. The goal of the Project’s adaptive management strategies is to minimize observed adverse effects.

Coastal GasLink continues to communicate and engage with SEEMP contacts at the community and provincial levels and will adjust its management approach should the need arise. During this reporting period there have been no detectable adverse effects that would change the predictions of the socio-economic assessment.

SEEMP status reports are developed on a semi-annual basis as required by Condition #24 of the Project’s Environmental Assessment Certificate. Coastal GasLink expects to issue one further SEEMP status report in December 2024 followed by a final report in 2025/26.

The SEEMP provides a framework for Coastal GasLink to receive feedback and address concerns from potentially affected stakeholders and communities. Indigenous groups, local governments and provincial agencies are encouraged to contact Coastal GasLink if a concern is identified related to the Project’s SEEMP implementation. Issues can be identified directly by telephone, email or mail:

Coastal GasLink toll-free number	1-855-633-2011
Email	CoastalGasLink@TCEnergy.com
Calgary Office	450 1st St. SW Calgary, AB T2P 5H1
Fort St. John Office	10543 100th St. Fort St. John, BC V1J 3Z4
Prince George Office	#201, 760 Kinsmen Pl. Prince George, BC V2M 0A8
Vancouver Office	#630, 609 Granville St. Vancouver, BC V7Y 1G5

APPENDIX A: SOCIO-ECONOMIC TOPICS RAISED DURING SEEMP ENGAGEMENT

Socio-economic Topics Raised During SEEMP Engagement (December 2023 to May 2024)

The following chart includes a summary of socio-economic topics that were raised by SEEMP contacts during the reporting period.

Topic	Relevant Pipeline Section
<i>Contracting and Employment</i>	
Economic benefits	all sections
Contracting and employment	all sections
<i>Education and Training</i>	
Skills training initiatives	all sections
<i>Emergency, Health and Social Services</i>	
Emergency services and response planning	all sections
Health care services	all sections
Social services	all sections
<i>Waste Management</i>	
Waste management capacity	Central
<i>Recreational Facilities</i>	
Recreational area usage	Central
<i>Accommodations</i>	
Workforce housing	East, West
<i>Transportation</i>	
Road quality/upgrading	East, West

APPENDIX B: SEEMP MITIGATION STATUS TABLE

SEEMP Mitigation Status Table as of May 2024

POTENTIAL ADVERSE EFFECTS	REGULATORY REFERENCE	MITIGATION ¹	STATUS
VALUED COMPONENT: ECONOMY			
<i>Key Indicator: Contracts and Procurement Expenditures</i>			
<i>Limited participation in contract opportunities</i>	<i>EA Table 12-8</i>	<ul style="list-style-type: none"> Implement a procurement strategy that provides opportunities for qualified Aboriginal and local contractors. 	In Progress
	<i>EA Table 12-8</i>	<ul style="list-style-type: none"> Continue discussions with economic development representatives from Aboriginal and local communities to communicate Project requirements, potential contract opportunities and related qualifications (i.e., insurance, safety, required personnel, skills, certifications, experience, equipment, materials, etc.). 	In Progress
	<i>EA Table 12-8</i>	<ul style="list-style-type: none"> Continue discussions with economic development representatives from Aboriginal and local communities to identify qualified Aboriginal and local businesses interested in providing relevant goods and services. 	In Progress
<i>Key Indicator: Community Economic Resilience</i>			
<i>Alteration of existing community economic patterns</i>	<i>EA Table 12-8</i>	<ul style="list-style-type: none"> Communicate the Project schedule and identify the short-term nature of Project construction activities to local economic development organizations to manage expectations. 	Complete
	<i>EA Table 12-8</i>	<ul style="list-style-type: none"> Adhere to the Traffic Control Management Plan to reduce construction related traffic and corresponding potential adverse effects on local business operations. 	In Progress
VALUED COMPONENT: EMPLOYMENT AND LABOUR FORCE			
<i>Key Indicator: Employment</i>			
<i>Skilled labour shortage</i>	<i>EA Table 12-9, 12-11 and 12-13</i>	<ul style="list-style-type: none"> Implement the Coastal GasLink training program to enable unemployed or underemployed individuals to develop Project specific employment skills and seek Project employment. 	In Progress
	<i>EA Table 12-9, 12-11 and 12-13</i>	<ul style="list-style-type: none"> Provide the Project schedule to economic development organizations and post-secondary institutions to inform them of peak workforce demands. 	Complete
	<i>EA Table 12-9, 12-11 and 12-13</i>	<ul style="list-style-type: none"> Ensure alternative sources of skilled workers are in place to avoid disruption of the local employment market. 	Complete

POTENTIAL ADVERSE EFFECTS	REGULATORY REFERENCE	MITIGATION ¹	STATUS
	<i>EA Table 12-9, 12-11 and 12-13</i>	<ul style="list-style-type: none"> Communicate with economic development organizations to confirm existing employment conditions in communities and the broader region before executing the employment strategy. 	Complete
	<i>EA Table 12-9, 12-11 and 12-13</i>	<ul style="list-style-type: none"> Monitor the success of the Coastal GasLink training program. 	In Progress
	<i>EA Table 12-9, 12-11 and 12-13</i>	<ul style="list-style-type: none"> Follow up with economic development organizations and community representatives to confirm employment conditions in communities and the broader region. 	In Progress
Key Indicator: Training Opportunities			
<i>Lack of time to train local workers for skilled positions</i>	<i>EA Table 12-9, 12-11 and 12-13</i>	<ul style="list-style-type: none"> Confirm Project workforce needs well in advance of Project construction with economic development organizations, employment centres and educational institutions. 	Complete
	<i>EA Table 12-9, 12-11 and 12-13</i>	<ul style="list-style-type: none"> Provide opportunities for qualified workers currently apprenticing to obtain trades certification during Project construction. 	Complete
	<i>EA Table 12-9, 12-11 and 12-13</i>	<ul style="list-style-type: none"> Develop and implement a training program focused on developing Project specific skills. Short term workforce readiness training directly related to the proposed Project will focus on: <ul style="list-style-type: none"> assessing and identifying gaps determining proper skills development developing processes to help local residents obtain construction related employment 	In Progress
VALUED COMPONENT: COMMUNITY UTILITIES AND SERVICES			
Key Indicator: Emergency Services			
<i>Increased demand on local emergency services</i>	<i>EA Table 15-18, 15-20, 15-22 and 15-24</i>	<ul style="list-style-type: none"> Adhere to all WorkSafeBC safety standards on work sites during construction and operations. Contact with service provider will be established before construction and documented through the contractor's Emergency Measures Plan. 	In Progress
	<i>EA Table 15-18, 15-20, 15-22 and 15-24</i>	<ul style="list-style-type: none"> Adhere to Coastal GasLink Emergency Response Plan (ERP) for proposed Project related emergencies. 	In Progress

POTENTIAL ADVERSE EFFECTS	REGULATORY REFERENCE	MITIGATION ¹	STATUS
	<i>EA Table 15-18, 15-20, 15-22 and 15-24</i>	<ul style="list-style-type: none"> Communicate with local emergency service providers, fire departments and RCMP detachments throughout the proposed Project construction and operations phases to provide proposed Project construction schedules and maps and to identify issues such as staffing requirements, access needs and emergency evacuation routes. 	In Progress
	<i>EA Table 15-18, 15-20, 15-22 and 15-24</i>	<ul style="list-style-type: none"> Provide key proposed Project personnel contact information, construction schedules, and proposed Project maps with access routes to RCMP detachments, fire departments and ambulance service providers. 	Complete
	<i>EA Table 15-18, 15-20, 15-22 and 15-24</i>	<ul style="list-style-type: none"> During worker and Contractor orientation sessions, reinforce the importance of respectful conduct when in communities. 	Complete
	<i>EA Table 15-18, 15-20, 15-22 and 15-24</i>	<ul style="list-style-type: none"> Adhere to TC Energy's (formerly TransCanada) Health, Safety and Environment Commitment in Appendix E of the Social Technical Report (Appendix 2M of the Application). 	Complete
	<i>EA Table 15-18, 15-20, 15-22 and 15-24</i>	<ul style="list-style-type: none"> Ensure Prime Contractors submit and adhere to safety plans that address emergency procedures. 	Complete
	<i>EA Table 15-18, 15-20, 15-22 and 15-24</i>	<ul style="list-style-type: none"> Ensure that the proposed Project will be staffed with sufficient numbers of emergency medical personnel with appropriate certifications, supplies and conveyance requirements based on numbers of workers, hazard risk at the work sites and proximity to medical facilities. 	In Progress
	<i>EA Table 15-18, 15-20, 15-22 and 15-24</i>	<ul style="list-style-type: none"> Supervisory personnel will be on site at all times during drilling, reaming and pullback operations to ensure that emergency response measures will be implemented immediately and effectively. Coastal GasLink will also assign inspection personnel to the site during all phases of watercourse drilling. 	In Progress
	<i>EA Table 15-18, 15-20, 15-22 and 15-24</i>	<ul style="list-style-type: none"> Implement mitigation outlined in Section 21 of the Application, Accidents or Malfunctions. 	In Progress
	<i>EA Table 15-18, 15-20, 15-22 and 15-24</i>	<ul style="list-style-type: none"> Adhere to the Chemical and Waste Management Plan, Spill Contingency Plan, Fire Suppression Contingency Plan, Adverse Weather Contingency Plan and Traffic Control Management Plan in the EMP (Appendix 2A of the Application). 	In Progress

POTENTIAL ADVERSE EFFECTS	REGULATORY REFERENCE	MITIGATION ¹	STATUS
	<i>EA Table 15-18, 15-20, 15-22 and 15-24</i>	<ul style="list-style-type: none"> Communicate with local emergency services, including police, fire and ambulance services, three months before construction, regarding known reasonably foreseeable future development and activities (Appendix 3A, EA), to understand and address potential overlaps and potential issues with increased demand on existing local emergency services, including police, fire and ambulance services. 	Complete
<i>Key Indicator: Health Care Services</i>			
<i>Increased demand on health care services</i>	<i>EA Table 15-18, 15-20, 15-22 and 15-24</i>	<ul style="list-style-type: none"> Continue to communicate with local and regional health care providers before proposed Project construction activities to identify potential service gaps and issues. 	In Progress
	<i>EA Table 15-18, 15-20, 15-22 and 15-24</i>	<ul style="list-style-type: none"> Discuss with health care providers the use of health care facilities during pre-construction to determine the capacity and capabilities of health care facilities and also determine any concerns or expectations on the part of facility managers. 	Complete
	<i>EA Table 15-18, 15-20, 15-22 and 15-24</i>	<ul style="list-style-type: none"> Adhere to Coastal GasLink emergency response procedures outlined in the ERP. 	In Progress
	<i>EA Table 15-18, 15-20, 15-22 and 15-24</i>	<ul style="list-style-type: none"> Adhere to TC Energy's (formerly TransCanada) Health, Safety and Environment Commitment in Appendix E of the Social Technical Report (Appendix 2M of the Application). 	Complete
	<i>EA Table 15-18, 15-20, 15-22 and 15-24</i>	<ul style="list-style-type: none"> Follow all WorkSafeBC safety standards on work sites during construction. 	In Progress
	<i>EA Table 15-18, 15-20, 15-22 and 15-24</i>	<ul style="list-style-type: none"> Ensure Prime Contractors submit and adhere to safety plans that address emergency procedures. 	In Progress
	<i>EA Table 15-18, 15-20, 15-22 and 15-24</i>	<ul style="list-style-type: none"> Ensure that the proposed Project will be staffed with sufficient numbers of emergency medical personnel with appropriate certifications, supplies and conveyance requirements based on numbers of workers, hazard risk at the work sites and proximity to medical facilities. 	In Progress
	<i>EA Table 15-18, 15-20, 15-22 and 15-24</i>	<ul style="list-style-type: none"> Supervisory personnel will be on site at all times during drilling, reaming and pullback operations to ensure that emergency response measures will be implemented immediately and effectively. Coastal GasLink will also assign inspection personnel to the site during all phases of drilling of the watercourse. 	In Progress

POTENTIAL ADVERSE EFFECTS	REGULATORY REFERENCE	MITIGATION ¹	STATUS
	<i>EA Table 15-18, 15-20, 15-22 and 15-24</i>	<ul style="list-style-type: none"> Implement mitigation outlined in the Application, Section 21. 	In Progress
	<i>EA Table 15-18, 15-20, 15-22 and 15-24</i>	<ul style="list-style-type: none"> Adhere to the Waste Management Plan, Spill Contingency Plan, Fire Suppression Contingency Plan, Adverse Weather Contingency Plan and Traffic Control Management Plan in the EMP (Appendix 2A of the Application). 	In Progress
	<i>EA Table 15-18, 15-20, 15-22 and 15-24</i>	<ul style="list-style-type: none"> Ensure senior medical providers are available in the field to provide medical care if a worker needs treatment. 	In Progress
	<i>EA Table 15-18, 15-20, 15-22 and 15-24</i>	<ul style="list-style-type: none"> Ensure first-aid personnel are available in the construction camps for emergencies, and available at the appropriate times to accommodate workers who require medical treatment. 	In Progress
	<i>EA Table 15-18, 15-20, 15-22 and 15-24</i>	<ul style="list-style-type: none"> Outfit the first-aid room with proper equipment and running water as outlined in the WorkSafeBC regulations. 	In Progress
	<i>EA Table 15-18, 15-20, 15-22 and 15-24</i>	<ul style="list-style-type: none"> Ensure medical staff requirements are based on WorkSafeBC ratios of work activity, number of workers and distance (i.e., time) from nearest medical centre. 	In Progress
	<i>EA Table 15-18, 15-20, 15-22 and 15-24</i>	<ul style="list-style-type: none"> Communicate with local and regional health care providers three months before construction, regarding known reasonably foreseeable future development and activities (Appendix 3A), to understand and address potential overlaps and potential issues with increased demand on health care services. 	Complete
Key Indicator: Social Services			
<i>Increased demand on community social services</i>	<i>EA Table 15-18, 15-20, 15-22 and 15-24</i>	<ul style="list-style-type: none"> Continue to communicate with local and regional social service providers to confirm current community social service issues. 	Complete
	<i>EA Table 15-18, 15-20, 15-22 and 15-24</i>	<ul style="list-style-type: none"> Provide key personnel for the proposed Project with contact information and construction schedules for local and regional social service providers. 	Complete
	<i>EA Table 15-18, 15-20, 15-22 and 15-24</i>	<ul style="list-style-type: none"> Adhere to TC Energy's (formerly TransCanada) Health, Safety and Environment Commitment in Appendix E of the Social Technical Report (Appendix 2M of the Application). 	Complete

POTENTIAL ADVERSE EFFECTS	REGULATORY REFERENCE	MITIGATION ¹	STATUS
	<i>EA Table 15-18, 15-20, 15-22 and 15-24</i>	<ul style="list-style-type: none"> House the proposed temporary workforce in construction camps and develop appropriate construction camp policies. Provide the following amenities: <ul style="list-style-type: none"> recreational facilities and activities such as exercise equipment (e.g., weights) and electronics (e.g., television and movies) telephone and internet access 	Complete
	<i>EA Table 15-18, 15-20, 15-22 and 15-24</i>	<ul style="list-style-type: none"> Communicate with local community social services three months before construction, regarding known reasonably foreseeable future development and activities (Appendix 3A), to understand and address potential overlaps and potential issues with increased demand on community social services. 	Complete
Key Indicator: Waste Management Facilities			
<i>Increase in waste flow to regional landfill and transfer station sites, and wastewater treatment facilities</i>	<i>EA Table 15-18, 15-20, 15-22 and 15-24</i>	<ul style="list-style-type: none"> Coastal GasLink will confirm the capacity of local and regional facilities to accept waste and recycling before construction of the proposed Project. 	Complete
	<i>EA Table 15-18, 15-20, 15-22 and 15-24</i>	<ul style="list-style-type: none"> Adhere to Coastal GasLink’s Chemical and Waste Management Plan in the EMP (Appendix 2A of the Application). 	In Progress
	<i>EA Table 15-18, 15-20, 15-22 and 15-24</i>	<ul style="list-style-type: none"> All waste materials will be disposed of according to federal and provincial legislation, and municipal and regional regulations, as required. 	In Progress
	<i>EA Table 15-18, 15-20, 15-22 and 15-24</i>	<ul style="list-style-type: none"> All staff of the proposed Project with waste management and hazardous materials responsibilities will be educated according to regulatory requirements specific to the proposed Project. All personnel shall understand their responsibilities for proper handling, identification, documentation and storage of wastes and hazardous materials. 	In Progress
	<i>EA Table 15-18, 15-20, 15-22 and 15-24</i>	<ul style="list-style-type: none"> An appropriate number of portable toilets shall be made available to ensure each crew has ready access to washroom facilities. The facilities will be serviced and cleaned regularly, and adequately secured. All site personnel are to use portable toilets. 	In Progress
	<i>EA Table 15-18, 15-20, 15-22 and 15-24</i>	<ul style="list-style-type: none"> Each construction site will be equipped with adequate garbage receptacles for solid non-hazardous wastes and debris. These materials will be collected, as required, and disposed of at approved locations. Food wastes will be stored in animal proof (bear-proof) containers and transported to an appropriate landfill site. 	In Progress

POTENTIAL ADVERSE EFFECTS	REGULATORY REFERENCE	MITIGATION ¹	STATUS
	<i>EA Table 15-18, 15-20, 15-22 and 15-24</i>	<ul style="list-style-type: none"> Receptacles for recycling various products (e.g., paper and aluminum) will be available at proposed Project construction yards and camps and will be hauled to appropriate recycling depots. 	In Progress
	<i>EA Table 15-18, 15-20, 15-22 and 15-24</i>	<ul style="list-style-type: none"> Communicate with local and regional landfill, transfer station and wastewater treatment operators to identify service gaps and resulting issues. 	In Progress
	<i>EA Table 15-18, 15-20, 15-22 and 15-24</i>	<ul style="list-style-type: none"> Communicate with local and regional waste facilities three months before construction, regarding known reasonably foreseeable future development and activities (Appendix 3A, EA), to understand and address potential overlaps and potential issues with increase in waste flow to regional landfill and transfer station sites and wastewater treatment facilities. 	Complete
<i>Key Indicator: Recreational Facilities</i>			
<i>Increased demand on community recreational facilities</i>	<i>EA Table 15-18, 15-20, 15-22 and 15-24</i>	<ul style="list-style-type: none"> Continue to communicate with municipal recreation facility operators to confirm the proposed Project construction and workforce schedules to ensure municipal recreational service providers have sufficient notice regarding possible increased use. 	Complete
	<i>EA Table 15-18, 15-20, 15-22 and 15-24</i>	<ul style="list-style-type: none"> Ensure workers will have access to recreational facilities in the construction camps where they reside during the construction phase. These facilities will include exercise equipment within the camp and access to electronics will be available (e.g., television, movies). 	Complete
	<i>EA Table 15-18, 15-20, 15-22 and 15-24</i>	<ul style="list-style-type: none"> Communicate with municipal recreational facility operators to identify service gaps and resulting issues. 	Complete
<i>Key Indicator: Education Services</i>			
<i>Increased demand for education services</i>	<i>EA Table 15-18, 15-20, 15-22 and 15-24</i>	<ul style="list-style-type: none"> Communicate with educational and training service providers well in advance of proposed Project construction regarding schedules, workforce, skills requirements and expected demands. 	Complete

POTENTIAL ADVERSE EFFECTS	REGULATORY REFERENCE	MITIGATION ¹	STATUS
<i>Key Indicator: Government Services</i>			
<i>Increased demand on government services</i>	<i>EA Table 15-18, 15-20, 15-22 and 15-24</i>	<ul style="list-style-type: none"> Communicate with government agencies well in advance of proposed Project construction regarding schedules, workforce and expected demands. Government agencies and services used will be specified when proposed Project details are finalized. 	Complete
<i>Key Indicator: Housing and Commercial Accommodation</i>			
<i>Reduction in available rental housing and commercial accommodation</i>	<i>EA Table 15-18, 15-20, 15-22 and 15-24</i>	<ul style="list-style-type: none"> Communicate with hotel associations, commercial accommodation providers (i.e., campgrounds, hotels and motels, RV parks) and Chambers of Commerce when proposed Project construction schedules are known to ensure accommodation providers are able to plan for increased activity. 	Complete
	<i>EA Table 15-18, 15-20, 15-22 and 15-24</i>	<ul style="list-style-type: none"> Communicate with community representatives to assess the current housing availability and options for hosting worker's families. 	In Progress
	<i>EA Table 15-18, 15-20, 15-22 and 15-24</i>	<ul style="list-style-type: none"> If accommodations are reserved for personnel of the proposed Project, and are determined not to be needed, request that the Contractor release the rooms. 	In Progress
	<i>EA Table 15-18, 15-20, 15-22 and 15-24</i>	<ul style="list-style-type: none"> Communicate with hotel associations, commercial accommodation providers (i.e., campgrounds, hotels and motels, RV parks) and Chambers of Commerce three months before construction, regarding known reasonably foreseeable future development and activities (Appendix 3A), to understand and address potential overlaps and potential issues with a reduction in available rental housing and commercial accommodation. 	Complete
VALUED COMPONENT: TRANSPORTATION INFRASTRUCTURE AND SERVICES			
<i>Key Indicator: Traffic</i>			
<i>Increased traffic volumes from transportation of workers, supplies and equipment leading to decreased road safety</i>	<i>EA Table 15-25, 15-27 and 15-31</i>	<ul style="list-style-type: none"> Implement the Traffic Control Management Plan in the EMP (Appendix 2A of the Application) and the Access Control Management Plan. 	In Progress
	<i>EA Table 15-25, 15-27 and 15-31</i>	<ul style="list-style-type: none"> Before construction activities, use community media outlets such as newspapers and radio stations, and email updates to announce the location and schedule of construction activities. 	Complete
	<i>EA Table 15-25, 15-27 and 15-31</i>	<ul style="list-style-type: none"> Confirm the proposed Project construction schedule and road crossing procedures with BC Ministry of Transportation and Infrastructure staff before construction activities. 	Complete

POTENTIAL ADVERSE EFFECTS	REGULATORY REFERENCE	MITIGATION ¹	STATUS
	<i>EA Table 15-25, 15-27 and 15-31</i>	<ul style="list-style-type: none"> Communicate with RCMP detachments to define traffic safety concerns and mitigation before proposed Project construction. 	Complete
	<i>EA Table 15-25, 15-27 and 15-31</i>	<ul style="list-style-type: none"> Coastal GasLink will transport pipe materials to the proposed Project area by rail, where off-loading (rail sidings) are available and where practical. 	Complete
	<i>EA Table 15-25, 15-27 and 15-31</i>	<ul style="list-style-type: none"> Access points to the ROW will be flagged and signed to discourage public use. 	Complete
	<i>EA Table 15-25, 15-27 and 15-31</i>	<ul style="list-style-type: none"> Construction personnel will be transported between construction yards, construction camps and the construction site by multi-passenger vehicles, to the extent practical, to reduce vehicle traffic. 	Complete
	<i>EA Table 15-25, 15-27 and 15-31</i>	<ul style="list-style-type: none"> Motorized vehicle traffic, including all-terrain vehicle (ATV), ARGO and snowmobile traffic, will be confined to the approved route, access roads or trails except where specifically authorized by the appropriate regulatory authority. 	In Progress
	<i>EA Table 15-25, 15-27 and 15-31</i>	<ul style="list-style-type: none"> Vehicles will be limited to travel on the access roads for which they are designed. Most vehicles are able to turn around within the width of the construction ROW. Stringing trucks require extra turning radius. Consequently, approaches to the pipeline ROW or existing public roads will be wider when used for stringing trucks. Where turnarounds are needed on the ROW, extra space will be necessary on the travel side of the ROW. Previously disturbed areas will be used for this purpose, where practical. 	In Progress
	<i>EA Table 15-25, 15-27 and 15-31</i>	<ul style="list-style-type: none"> Efforts to control off-road vehicle use will be coordinated with the appropriate authorities and conducted until the ROW has been satisfactorily reclaimed. All proposed Project-related vehicles will follow applicable traffic, road-use and safety laws. 	In Progress
	<i>EA Table 15-25, 15-27 and 15-31</i>	<ul style="list-style-type: none"> Communication with communities where known traffic issues exist once the proposed Project schedule is confirmed. 	In Progress
	<i>EA Table 15-25, 15-27 and 15-31</i>	<ul style="list-style-type: none"> Communication with forest licensees to address cumulative road use issues. 	In Progress
<i>Increase in rail traffic resulting</i>	<i>EA Table 15-25, 15-27 and 15-31</i>	<ul style="list-style-type: none"> Communicate with CN Rail to confirm rail capacity, siding availability, schedules, and potential issues related to shipping pipe materials by rail. 	Complete

POTENTIAL ADVERSE EFFECTS	REGULATORY REFERENCE	MITIGATION ¹	STATUS
<i>from the shipment of Project-related materials</i>	<i>EA Table 15-25, 15-27 and 15-31</i>	<ul style="list-style-type: none"> Work with community representatives to identify suitable stockpile sites for pipe material, where practical. Specific selection would consider proposed Project requirements, access roads and general site conditions. 	Complete
<i>Increased air passengers in local and regional airports</i>	<i>EA Table 15-25, 15-27 and 15-31</i>	<ul style="list-style-type: none"> Communicate with local and regional airport authorities of proposed Project construction activities to inform them of proposed Project schedules. 	Complete
	<i>EA Table 15-25, 15-27 and 15-31</i>	<ul style="list-style-type: none"> Before construction activities, use community media outlets such as newspapers and radio stations to announce the location and schedule of construction activities to avoid impacts on access to air travel by residents. 	Complete
Key Indicator: Navigability of Waterways			
<i>Disruption of movement on navigable waterways</i>	<i>EA Table 15-25, 15-27 and 15-31</i>	<ul style="list-style-type: none"> Adhere to watercourse crossing mitigation outlined in Section 7 of the Application. 	Complete
	<i>EA Table 15-25, 15-27 and 15-31</i>	<ul style="list-style-type: none"> Obtain necessary approvals under Navigable Waters Protection Act, as required. 	Complete
	<i>EA Table 15-25, 15-27 and 15-31</i>	<ul style="list-style-type: none"> Make the Project construction schedule and location maps available to recreational user groups and other members of the public to avoid conflict with planned activities. 	In Progress
	<i>EA Table 15-25, 15-27 and 15-31</i>	<ul style="list-style-type: none"> If directed by the appropriate regulatory authority, install warning signs along the banks both upstream and downstream of the crossing to caution users of a navigational hazard, where appropriate. 	Complete
	<i>EA Table 15-25, 15-27 and 15-31</i>	<ul style="list-style-type: none"> Discuss with Transport Canada to ensure that appropriate procedures were used for navigable waterway crossings. 	Complete

APPENDIX C: DIVERSITY AND LOCAL EMPLOYMENT, OCTOBER 2023 TO APRIL 2024

Percentage of Monthly Total Workforce by Diversity and Local Category, October 2023 to April 2024 ^{1, 2, 3, 4}

	Month	Indigenous	Women	Local	Total B.C.	Total Workforce
2023	October	291 (9.3%)	544 (17.5%)	431 (13.8%)	860 (27.6%)	3,116
	November	160 (9.2%)	341 (19.7%)	286 (16.5%)	475 (27.5%)	1,730
	December	55 (6.1%)	256 (28.6%)	127 (14.2%)	235 (26.2%)	895
2024	January	8 (1.9%)	163 (39.6%)	48 (11.7%)	91 (22.1%)	412
	February	15 (6.1%)	113 (46.3%)	19 (7.8%)	23 (9.4%)	244
	March	7 (2.2%)	105 (33.4%)	37 (11.8%)	65 (20.7%)	314
	April	7 (2.1%)	118 (34.9%)	37 (10.9%)	59 (17.5%)	338

Notes:

1. Reported values are not cumulative. Individuals may qualify under multiple categories.
2. Data includes Prime Contractors, subcontractors, core employees, contingent workforce contractors and the Construction Monitoring and Community Liaison and Community Workforce Accommodation Advisor program workforce.
3. This information is subject to change and not to be considered an exhaustive census of the Project's workforce.
4. This information is voluntarily self-identified during data collection.

APPENDIX D: UPDATED CRITICAL SAFETY RISKS

Coastal GasLink
The Critical Risks



Driving

Driving accidents can happen at any time, especially when driving in bad weather, at night, or at the end of a shift when you are tired.



Steep slope work

Equipment sliding or materials and debris rolling down steep slopes are a risk to anyone in the line of fire.



Mobile equipment and people

Workers can get seriously injured or killed if equipment moves unexpectedly, or they get caught in pinch points or blind spots.



Work over live lines

Unintended contact with live lines can have significant consequences and pose serious risk to workers and the public.



Cargo management

Loads can shift and become unstable during transport, causing materials to fall off the trailer when straps are removed. Items may also fall or be dropped while loading or unloading cargo, which could injure anyone nearby.

Note: The acronym STCKY as used in Coastal GasLink health and safety communications stands for Stuff That Can Kill You.

APPENDIX E: NORTHERN HEALTH LETTER (RE JUNE 16, 2023, VEHICLE INCIDENT)

November 6, 2023

Sian Weaver
Coastal GasLink
450 – 1st Street S.W.
Calgary, AB
Canada, T2P 5H1
sian_weaver@tcenergy.com

Re: Coastal GasLink SEEMP Report #10

Per the [Coastal GasLink Socio-economic Effects Management Plan](#) (2016) and in an effort to fulfill [Condition 24](#) of [Coastal GasLink Pipeline Project Environmental Assessment Certificate](#), Coastal GasLink reports on socio-economic effects on regional and community infrastructure and services, including health impacts. The intent is to monitor for impacts and implement mitigation measures to avoid or reduce potential adverse impacts. NH provides this summary as a way to identify and communicate specific mitigations, and to document the impacts to NH system of health services (Appendix A) as a result of the June 16, 2023 motor vehicle incident. This letter forms a written summary of information that was conveyed in a debrief meeting on June 19, 2023.¹

In the interest of adaptive management per the [Coastal GasLink Socio-economic Effects Management Plan](#), NH requires the following measures to improve preparation, planning, response, and recovery for future events:

- 1. Patient and incident information:** Northern Health requires immediate and direct notification to Health Emergency Management BC per [Emergency Response Roles and Responsibilities](#) (2022) of incident information that will support health service operational preparedness, including (and not limited to):
 - o nature of the incident;
 - o best known number of total people impacted;
 - o the approximate nature of injuries, if known;
 - o any known pre-existing conditions to support care decisions and preparations;
 - o any known considerations for cultural safety of patients (e.g., language offerings);
 - o on behalf of the operator, what medical personnel are attending and what assessments are being done, if known;
 - o has BC Emergency Health Services (BCEHS) been notified?

¹ In attendance: Coastal GasLink (Sian Weaver, Natasha Westover, Tom Munro, and Tamara Trevelyan), Northern Health (Chelan Zirul, Steve Raper), HEMBC (Owen Brokenshire), and LNG Implementation Secretariat (Joe Masi).

This single alert supports efficient and complete communication to the health system preparing incident response.

2. **Contact information:** A current project and/or operation-wide emergency contact list is provided to NH and HEMBC. An updated list is then provided at least annually on anniversary, or when a significant change occurs.
3. **Additional requirements:** In emergency situations, a sufficient response may include components that are beyond what NH can reasonably provide. For the June 16, 2023 event, NH identified two needs:
 - (1) **External communications:** The need and requirements for communications with family and loved ones exceeds NH's capacity.² The request was for a contact phone number that could be provided to families if/when they called NH. NH can only confirm patient registration status and cannot provide information about the event and the response itself. This specific request was put forward to Coastal GasLink multiple times (verbally and in writing) between initial contact and prior to the conclusion of the Code Orange and the request did not receive a response.
 - (2) **On-site presence:** Presence of someone to support patient care needs after they leave the hospital. Given that patients are residing in employer-provided accommodations and rely on employer-provided transport, it is critical that a liaison be available on site to support patient needs in this transition.
4. **Proactive planning:** Participation in an emergency management tabletop exercise hosted by HEMBC as "exercise activities are critical components of emergency management and are vital to a successful response to an emergency situation. Emergency exercises are used to validate response plans, test procedures, facilities, equipment, and resources, and provide realistic training to staff. They also foster and maintain relationships between key partners" (Provincial Health Officer, 2019). Such exercises help partners to prepare for, respond to, and recover from a wide range of emergencies and disasters. Emergency exercises will focus on emergency scenarios that could affect the health of the population.
 - As industrial malfunctions are a known risk input to the health system and due to the very remote nature of the specific operations, NH requests that Coastal GasLink participate in at least one HEMBC-hosted emergency

2 (A) Records showed that there was potential risk of 1200+ persons housed at Parsnip Lodge at the time; (B) NH was predicting heightened public sensitivity regarding a bus crash given the occurrence of a mass fatality bus crash the day prior; (C) NH had received early media inquiry on the incident and is not resourced to field inquiries from friends and family of the 1200+ workers should they not be able to contact their loved one due to the remote nature of the worker accommodations and work sites.

management tabletop exercise before June 2024. The goal is to create awareness of the operational triggers and impacts within the health system.

In addition to the above noted impacts and mitigations, NH acknowledges that CGL and its Prime and sub-contractors deployed resources and support in ways that helped the situation. This includes:

- Provision of medically-trained professionals in the field to support assessment and immediate care; able to attend to an additional 8 patients who were involved in the incident and did not require reporting to UHNBC for assessment or treatment during Code Orange.
- Though delayed, a Horizon North representative was able on-site to support patient needs after discharge.
- Though delayed, once communication was established between NH and CGL, responses and exchange of information was timely.

This summary is compiled by the Northern Health Office of Health and Resource Development on behalf of Northern Health. It is a summary of impacts experienced only by Northern Health and does not include impacts from BCEHS or any other agency. Northern Health recommends that BCEHS is contacted directly for a similar impact summary.

Sincerely,



Chelan Zirul
Regional Manager,
Office of Health and Resource Development
Northern Health

CC:

Ron Burleson, BC Ministry of Municipal Affairs
Darren Beaupre, BC Clean Energy Major Projects Office, BC Ministry of Energy, Mines, and Low-Carbon Innovation
Melanie Maracle, Health Protection Branch, BC Ministry of Health
Michael Lee, BC Emergency Health Services
Mary Charters, Health Emergency Management BC - North

Appendix A: Specific health system impacts

On June 16, 2023, at approximately 0900, Health Emergency Management (HEMBC) was notified by BC Emergency Health Services (BCEHS) of a single-vehicle rollover – a passenger bus carrying approximately 30 passengers – on a remote resource road north of the City of Prince George. Limited information was available regarding injuries and casualties due to the incident distance delaying first responder attendance. Patient information was very limited and vague; neither NH nor HEMBC received direct notification from Coastal GasLink.

At 1015, University Hospital of Northern BC (UHNBC) leadership established an Emergency Operations Centre (EOC) and Code Orange³ was activated to provide a coordinated and systemic response to the expected influx of patients with varying injuries.

NH initiated contact with Coastal GasLink and communication was not established until nearly three hours after the incident occurred and approximately one hour after UHNBC Code Orange was declared.

Below articulates – in detail – specific impacts within the health system:

1. Code Orange was in effect at UHNBC for 3 hours and 55 minutes (10:15-14:10).
 - EOC established (10:15-15:10).
 - Emergency Department:
 - Traffic flow patterns manipulated
 - Designated Code Orange triage area activated
 - BCEHS support remained on site
 - Increased staffing
 - 18 non-critical patients presented at the hospital from the incident:
 - 17 transported by BCEHS
 - One (1) transported by personal vehicle
 - Ambulatory care⁴
 - Cancelled/rescheduled nearly 30 existing appointments

³ Code Orange is an emergency code activated when an event stresses site operations and challenges the organization's ability to maintain normal service levels. The Code is activated when a sudden unforeseen occurrence requires immediate action to prepare operational efficiencies of a building, facility or community environment; normal management practices, process, and protocols will be overwhelmed. In an acute care setting, Code Orange may be activated in response to an expected influx of patients or a mass casualty incident. Examples of events that may trigger a Code Orange include natural disasters, industrial malfunction (explosion), transport-related incidents (e.g., motor vehicle crash, plane crash, train derailment), fire, patient decontamination, and other disasters (e.g., building collapse, mass food poisoning, hazardous materials spill). In a Code Orange, the site's Disaster or Mass Casualties Response Plan is activated and a site EOC is established.

⁴ Ambulatory care provides acute care services to patients admitted for procedures that do not require overnight stay. At UHNBC, procedures may include scopes (e.g., endoscopy, cystoscopy, angiography) and other outpatient procedures (e.g., minor procedures, cast clinic).

- Diagnostics
 - Increased staffing
 - Patients from the incident required diagnostic imaging (CT and x-ray)
 - Surgical
 - Surgery appointments postponed (fewer than 5; average postponement was 15 days)
 - Patient transport
 - Two (2) incoming ICU patients from surrounding communities diverted out of health region; critical care patient transfer was sent out of health region
 - NH dispatched emergency charter use for mass transport of patients to UHNBC
 - Social workers
 - Increased staffing
 - Staged at the UHNBC Learning Development Centre to support backlog of patients post-discharge (their departure was delayed due to need for transportation arrangements by Horizon North)
 - Food and drink were prepared to be provided to patients affiliated with the incident
 - Language and consideration for cultural practices (e.g., dietary requirements) were identified as a barrier with incoming
2. Community health services
- Family physicians in PG were notified
 - Staff deployed from the Urgent and Primary Care Clinic to UHNBC, resulting in temporary vacancies in the community “walk-in” clinic
3. Communications / public notifications:
- Messaging pushed out to NH computers in Prince George notifying of Code Orange
 - Public notification of Code Orange (a request that residents avoid the Emergency Department for everything but life-threatening emergency needs); deemed to be effective, as ED presentations were reduced.
 - Northern Health public notification of Code Orange activation and deactivation (Facebook).
 - BC Minister of Health notification of Code Orange activation and deactivation at UHNBC (Twitter).
 - A family support phone line was established for those seeking more information about a specific individual who could have been impacted by the incident.
 - NH requested verbally and in writing to Coastal GasLink and the Prime Contractor that a phone number be provided that these calls could be redirected. This was not provided.

4. Other

- After action review, documentation, and reporting of impacts to support continuous quality improvement.

**APPENDIX F: PROJECT WASTE VOLUMES BY DESTINATION AND TYPE,
OCTOBER 2023 TO MARCH 2024**

Project Waste Volumes by Destination and Type, October 2023 to March 2024

The following data has been supplied by Prime Contractors for the period
from October 1, 2023, to March 31, 2024

Waste Type	Receiver	Q4 2023 Quantities	Q1 2024 Quantities
Wilde Lake Compressor Station Construction Project			
Garbage and general construction waste	Peace River Regional District Chetwynd Landfill	30.15 MT	No construction-related waste reported
Wood waste	Peace River Regional District Bessborough Landfill	10.32 MT	
	Peace River Regional District Chetwynd Landfill	4.5 MT	
Contaminated soil (note 1)	GFL, Prince George, B.C.	3 MT	
Industrial solid waste: aerosols, oily filters and debris, contaminated plastics, paints	GFL, Prince George, B.C.	2.95 MT	
Industrial liquid waste: hydrovac slurry	Secure Energy, Saddle Hills, AB	5.5 m ³	
Sewage	District of Chetwynd Sewage Treatment Facility	.75 m ³	
	Peace River Regional District Charlie Lake Treatment Facility	79.5 m ³	
Recyclables, metals	ABC Recycling, Fort St. John	13.87 MT	
Work Package 1, Groundbirch to Rocky Mountain Divide (KP 0 to KP 140.2)			
Garbage and general construction waste including hard plastic (note 2)	Peace River Regional District Chetwynd Landfill	29.82 MT	16.87 MT
Wood waste	Peace River Regional District Chetwynd Landfill	5.3 MT	
Contaminated soil (note 1)	Secure Energy, Saddle Hills, AB ¹	4 MT	
Industrial solid waste: Aerosols, filters, contaminated plastic, absorbents	RBW, Nisku, AB; Clean Harbors, Grande Prairie, AB	36.72 MT	
Sewage	District of Chetwynd Sewage Treatment Plant	514.88 m ³	
Recyclables, metals	ABC Recycling, Fort St. John	22.043 MT	

Waste Type	Receiver	Q4 2023 Quantities	Q1 2024 Quantities
Work Package 2, Rocky Mountain Divide to east of Highway 27 (KP 140.2 to KP 337.3) (note 3)			
Garbage and general construction waste	Regional District of Fraser–Fort George Foothills Landfill	432.04 MT	No construction-related waste reported
Wood waste	Regional District of Fraser–Fort George Foothills Landfill	5.07 MT	
	Secure Energy, Saddle Hills, AB	41.11 MT	
	First Tracks, Prince George	10,334 MT	
Contaminated soil (note 1)	GFL Environmental, Prince George	4.43 MT	
Industrial solid waste: aerosols, bear spray cans, propane cylinders, oily filters and debris, plastics	GFL Environmental; disposal in Prince George or Delta, B.C.	18.832 MT	
Industrial liquid waste: oil	GFL Environmental, Prince George	31.13 m ³	
Industrial liquid waste: oily water, hydrovac slurry, wash water	GFL Environmental, Prince George	305 m ³	
Recyclables, metals	ABC Recycling, Prince George	122.67 MT	
Recyclables, cardboard	Cascades Recovery, Prince George	8.11 MT	
Recyclables, cooking oil	McLeod's, Prince George	30 m ³	
Work Package 3, east of Highway 27 to north of Morice Lake (KP 337.3 to KP 583.2)			
Garbage and construction waste (note 2)	Regional District of Bulkley-Nechako Knockholt Landfill	201.3 MT	7.5 MT
	Regional District of Bulkley-Nechako Clearview Landfill	170.2 MT	7.5 MT
Wood waste (note 4)	Regional District of Bulkley-Nechako Knockholt Landfill		
Contaminated soil (note 1)	GFL Environmental, Prince George; Cascade Recovery, Prince George	108.28 MT	
Industrial solid waste: aerosols, oily filters, rags and absorbents, contaminated plastic, bulk containers, oily debris	GFL Environmental, Prince George; Secure Energy, Buick, B.C.	65.4 MT	
Industrial liquid waste: oil	GFL	18.3 m ³	
Industrial liquid waste: oily water	E360 Solutions, Prince George	13.5 m ³	
Industrial liquid waste: chemicals		.6 m ³	
Sewage (note 5)	District of Houston	4,560 m ³	
	Village of Burns Lake	65.77 m ³	

Waste Type	Receiver	Q4 2023 Quantities	Q1 2024 Quantities	
	Village of Fraser Lake	840 m ³		
Recyclables, bottles & cans	Return-it, Fraser Lake; Return-it, Prince George	10 loads		
Recyclables, cardboard	Cascade Recovery, Prince George; Canada Recycle, Prince George; Burns Lake Waste Transfer Station; BBRD Recycling Depot, Witset, BC; Knockholt Recycling Depot, Houston	12.49 MT		
Recyclables, metals	Richmond Steel Recycling, Prince George; RDBN Knockholt Recycling Depot; ABC Recycling, Prince George; Allan's Scrap, Prince George	178.5 MT		
Recyclables, timber	Canada Recycle, Prince George	182 MT		
Recyclables, cooking oil	McLeod's, Prince George	1.7 m ³		
Recyclables, unspecified	Regional District of Bulkley-Nechako Knockholt Recycling Depot	1.6 MT		
	Cascades Recovery, Prince George	1.55 MT		
Work Package 4 east, north of Morice Lake (KP 583.2 to KP 612.7)				
Garbage and construction waste (note 2)	Regional District of Bulkley-Nechako Knockholt Landfill	402.09 MT	20.18 MT	
Contaminated soil (note 1)	Regional District of Bulkley-Nechako Knockholt Landfill	88.94 MT		
	Claystone Waste Ltd, Ryley, AB	20.0 MT		
Industrial solid waste: contaminated plastics, oily absorbents and rags, hardener, adhesives/coatings	Secure Energy, Buick, BC and Edmonton Claystone Waste Ltd, Ryley, AB Miller Environmental, Winnipeg	12.8 MT		
Industrial liquid waste in containers: Resin, antifreeze, isocyanate, diesel fuel	Claystone Waste Ltd, Ryley, AB	4.2 MT		
Industrial liquid waste: oil	E360 Services, Prince George	16.98 m ³		
Sewage	District of Houston	5,713.54 m ³		
Recyclables, metals	Do Your Part Recycling, Terrace ABC Recycling, Terrace	234.842 MT		1.63 MT
Recyclables, cardboard	Do Your Part Recycling, Terrace Cascades Recovery, Prince George RDBN Knockholt Recycling Depot, Houston	9.74 MT		3.06 MT
Recyclables, plastic	Do Your Part Recycling, Terrace	1.43 MT		
Recyclables, bottles & cans	Houston Bottle Depot	1 load		

Waste Type	Receiver	Q4 2023 Quantities	Q1 2024 Quantities
Work Package 4 west, KP 612.7 to LNG Canada site in Kitimat, B.C.			
Garbage and construction waste	Regional District of Kitimat-Stikine Forceman Ridge Landfill	133.18 MT	No construction-related waste reported
	North Coast Regional District Landfill Prince Rupert	2.46 MT	
Wood waste	Regional District of Kitimat-Stikine Forceman Ridge Landfill	15.63 MT	
Contaminated soil	Regional District of Kitimat-Stikine Forceman Ridge Landfill	34.9 MT	
Concrete	Sandhill Materials, Kitimat	2 loads	
Sewage	District of Kitimat	53.642 m ³	
	City of Terrace	630.639 m ³	
Recyclables, metals	ABC Recycling, Terrace Geier Waste Services	61.502 MT	
Recyclables, cardboard	Do Your Part Recycling, Terrace RDKS Forceman Ridge Landfill	.26 MT	
Recyclables, wood	ABC Recycling, Terrace	1.56 MT	

Notes:

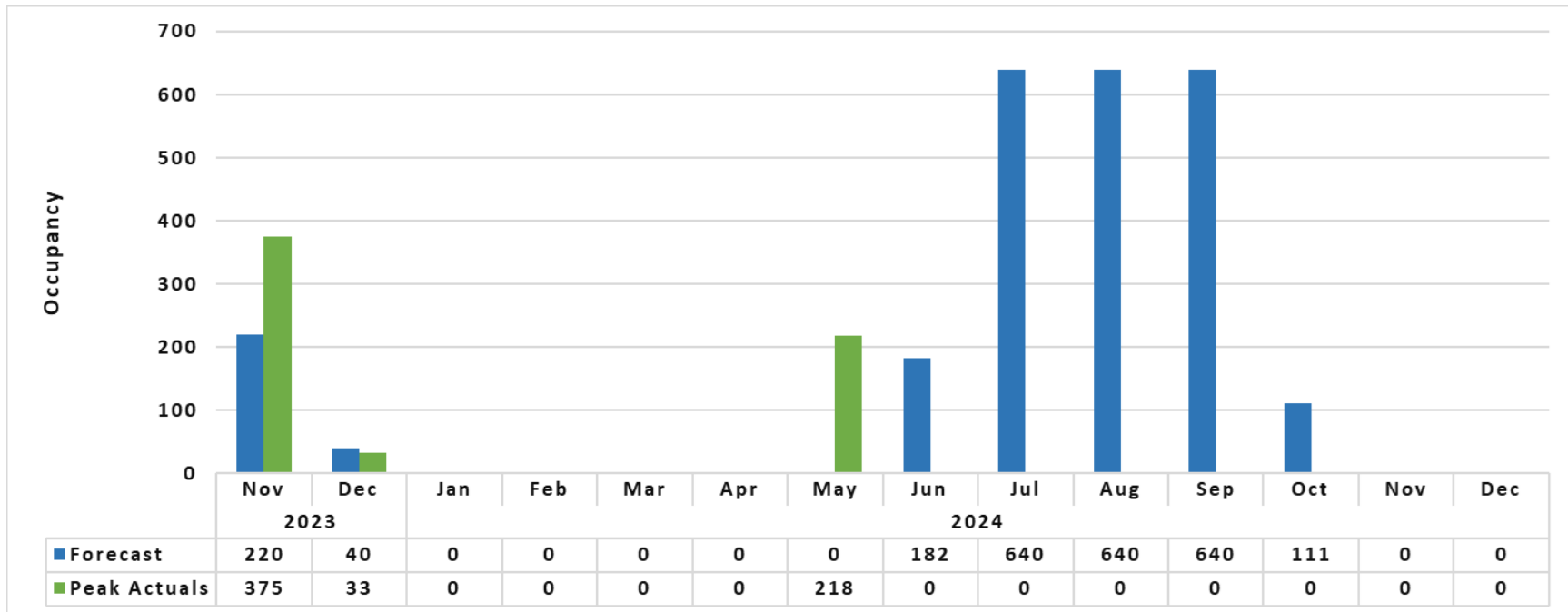
1. GFL and Secure Energy operate transfer stations and disposal facilities at various locations in Western Canada.
2. The solid waste volumes reported for Q1 2024 were related to the clean-up of Coastal GasLink workforce accommodation sites.
3. Sewage from Work Package 2 was disposed of in the provincially permitted septic field at Parsnip Lodge
4. In Q1 2024, quantities of untreated wood waste were purchased by third parties from the 7 Mile Lodge site and Coastal GasLink's Houston pipe yard and incinerated under local burn permits. The amounts were not recorded by Coastal GasLink.
5. Sewage from Little Rock Lake Lodge and Section 5 (the Fraser Lake area) was disposed of at the Nadleh Whut'en First Nation treatment facility. Quantities were not reported.

Definitions:

- Garbage and construction waste is solid waste that will be accepted on payment of a standard tipping fee at a public landfill, including non-recyclable plastics, food waste and clean construction waste (e.g., waste wood, wire, geotextiles).
- Contaminated soil is gathered up from fuel spill areas. Depending on the level of contamination, it may be disposed of at public landfills or at permitted private facilities.
- The industrial waste category covers materials that are not accepted at public landfills and must be transported to a permitted private facility. The list of possible materials includes hydrocarbon products, cleaning chemicals, used oil, filters, grease, rags, solvents, antifreeze, lube tubes, filters; items containing chemicals and heavy metals (e.g. batteries, paints, glues, epoxy coating; and medical waste).
- Sewage is liquid waste that will be accepted on payment of a standard disposal fee at a sewage treatment facility operated by a local government or First Nation.
- Recyclables are materials that are deemed by the hauler to be recyclable according to standard lists maintained by recycling facilities and materials brokers. In some cases, recyclables may be disposed of at landfills due to lack of markets.

APPENDIX G: WORKFORCE ACCOMMODATIONS – PLANNED VS. ACTUAL PEAK OCCUPANCIES

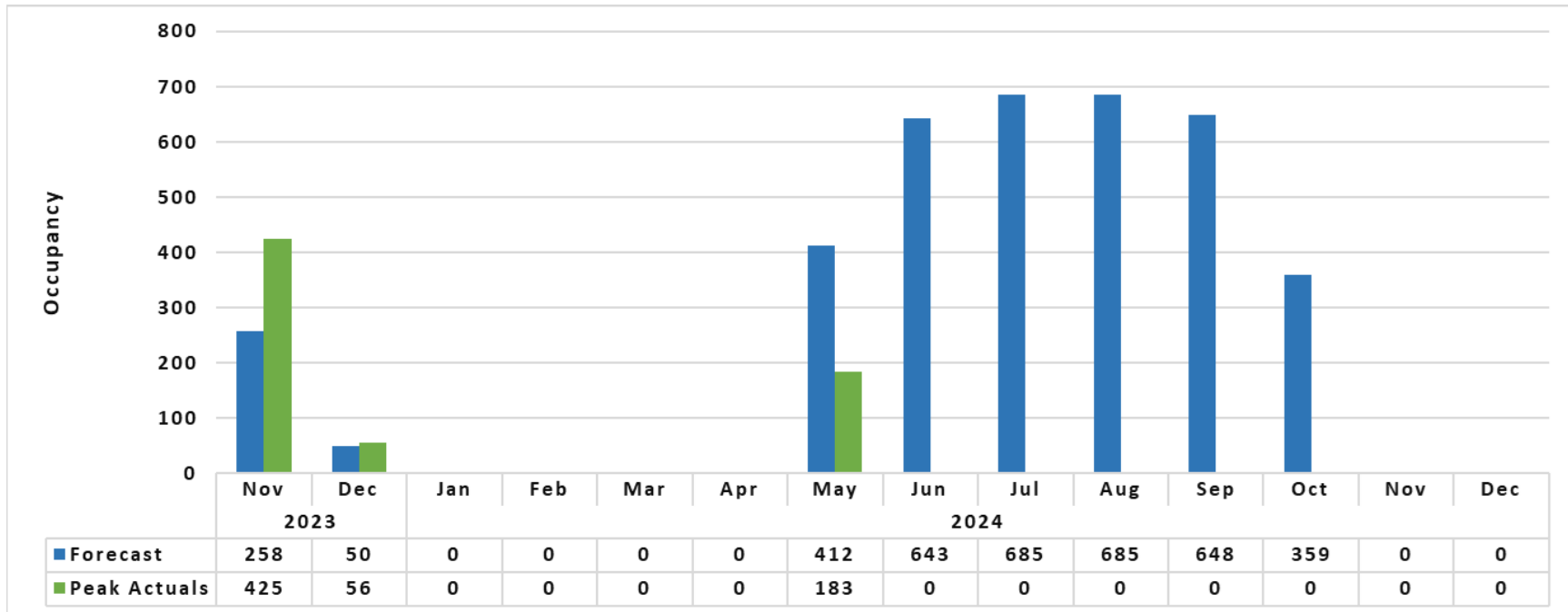
Parsnip Lodge A&B (Coastal GasLink East): planned vs. actual peak occupancy



Notes:

- Data is current as of May 2024.
- Peak occupancy is recorded as the highest occupancy day within a given month.
- In fall 2023, the total capacity of Parsnip Lodge was reduced from a high of approximately 1,400. No occupancy was recorded from January 2024 through April 2024. Peak occupancy in 2024 is forecast at less than 650. Final demobilization in October 2024.

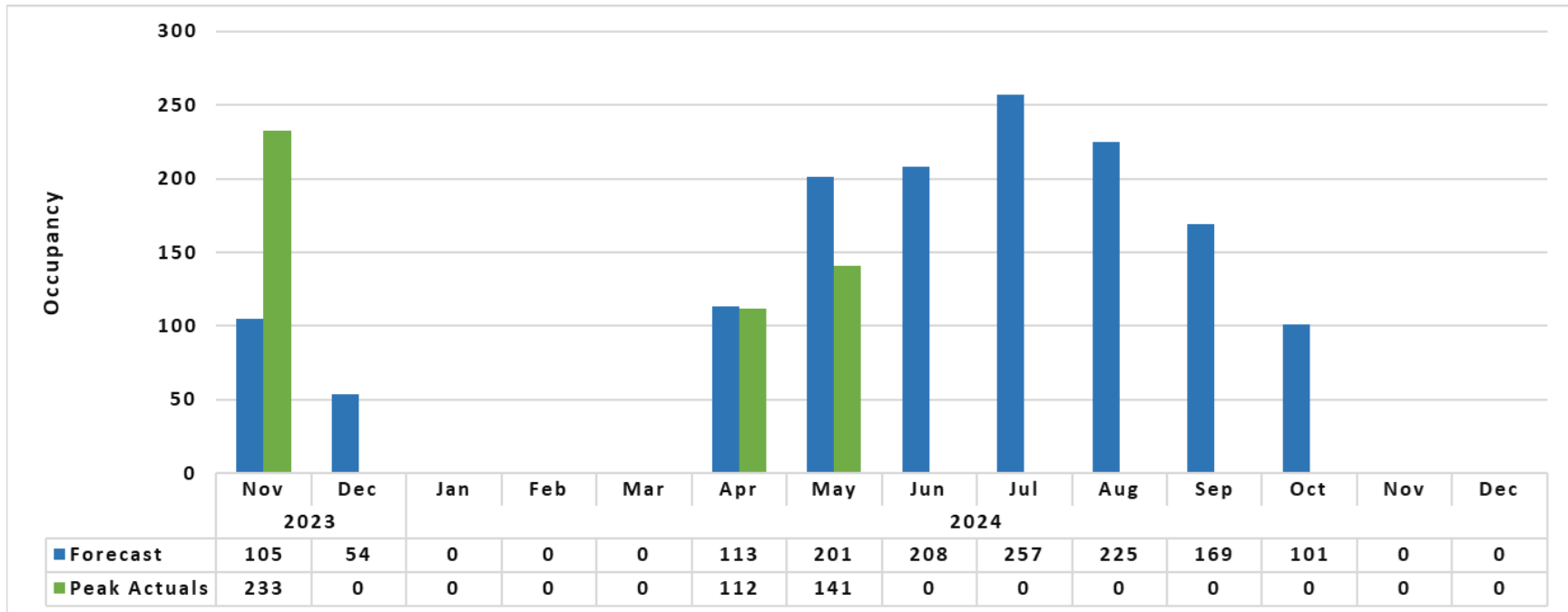
Huckleberry Lodge (Coastal GasLink Central): planned vs. actual peak occupancy



Notes:

- Data is current as of May 2023.
- Peak occupancy is recorded as the highest occupancy day within a given month.
- During the winter of 2023-24, the capacity of Huckleberry Lodge was reduced from a high of approximately 1,220. No occupancy was recorded at Huckleberry from January 2024 through April 2024. Maximum occupancy for 2024 is forecast at 685. Final demobilization in November 2024.

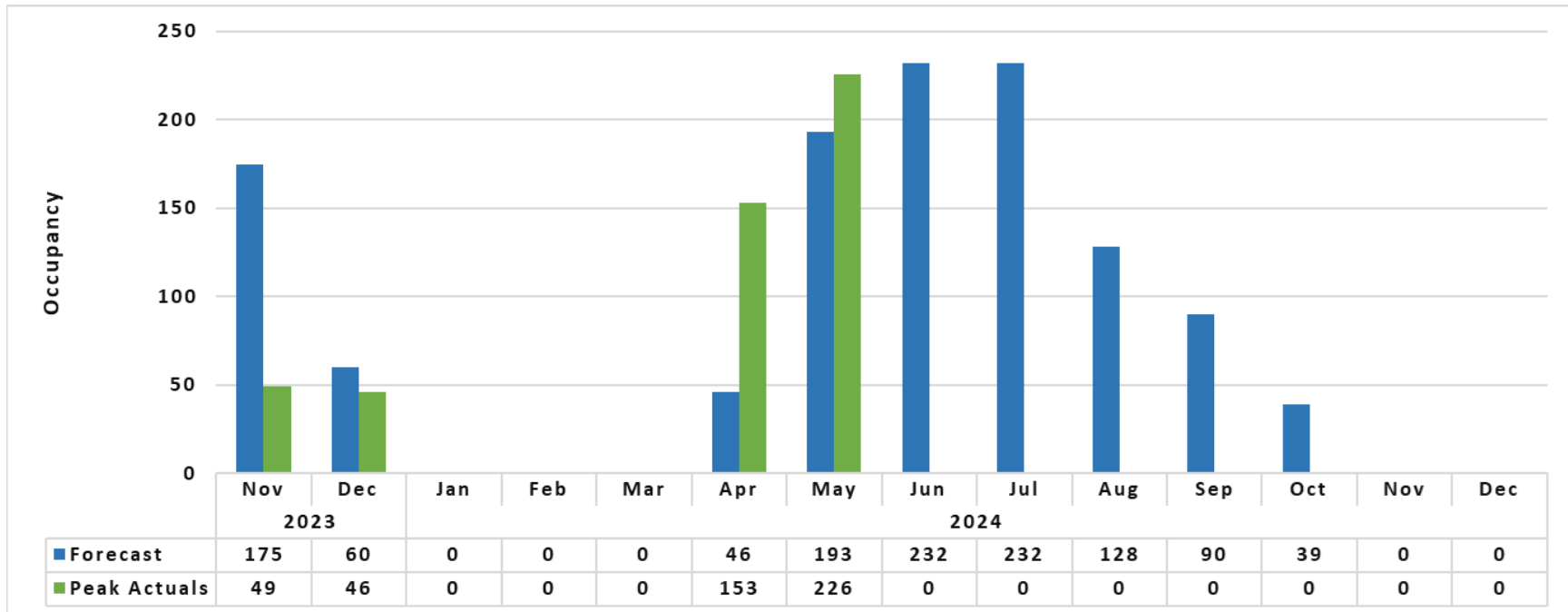
Hunter Creek Lodge (Coastal GasLink West): planned vs. actual peak occupancy



Notes:

- Data is current as of May 2024.
- Peak occupancy is recorded as the highest occupancy day within a given month.
- The Hunter Creek population was expected to peak in July 2024 at 260. Given that the Lodge capacity is approximately 240, there may be some temporary re-allocation to Sitka Lodge.

Sitka Lodge (Section 8): planned vs. actual peak occupancy



Notes:

- Data is current as of May 2024
- Peak occupancy is recorded as the highest occupancy day within a given month.
- This third-party facility in Kitimat will continue operations after Coastal GasLink construction is complete. Coastal GasLink numbers are expected to peak at approximately 240 in summer 2024.